



REX V AND S TRACTORS, SPECIALISTS IN COMPACTNESS

The quality of vineyard and orchard cultivations depends on the use of extremely specialized machines, ones that are able to meet all the specific requirements of these types of crops.

This is why *Landini* has developed the innovative *Rex* series: a range of tractors exclusively dedicated to vineyards and orchards, and designed paying special attention to the suggestions that came from farmers.

Available in the V version for vineyards and the S version for narrow orchards, this ultra-compact tractor range has been redesigned to offer improved gearbox controls, a new steering wheel with extra tilt adjustment and a new rounded hood with integrated rectangular headlights.

The folding ROPS, available on the platform version, allows the operators to manoeuvre with ease when space is at a premium. In addition, the front axle with 55° steering angle and the integral braking action on all four wheels, make the *Rex* tractors extraordinarily easy to handle.

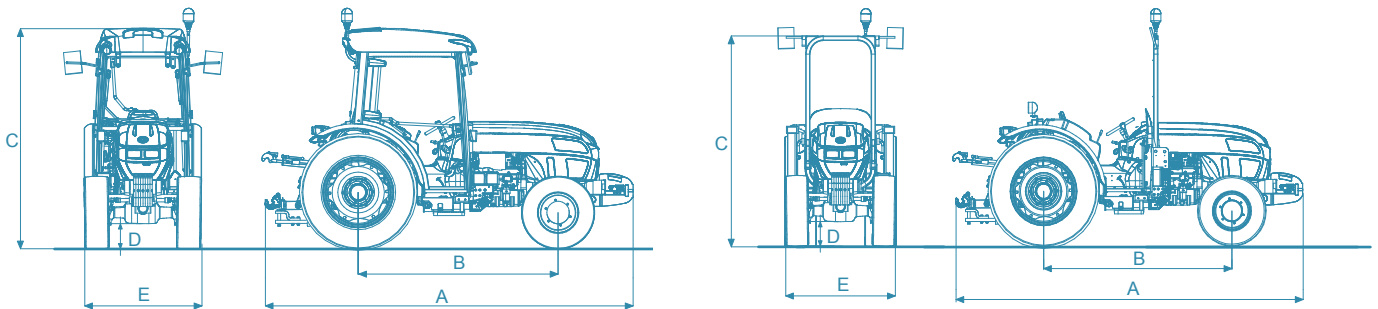
Powered by a new *Perkins* Tier 3 4-cylinder turbocharged engine delivering 83 hp, the range features a modular transmission that provides up to 32 forward and 16 reverse speeds with creep option and a power lift with 5720 lb. (2.600 Kg) lift capacity. Despite their compact dimensions, the *Landini Rex* tractors are equipped with a roomy, pressurized, air-conditioned cab offering the operators a comfortable environment, while providing exceptional all-round visibility.

With a *Rex* tractor in the field, your productivity is guaranteed to increase.



	V	REX 90	S
ENGINE			
PERKINS TIER 3 DIRECT-INJECTION ENGINE		1104D-44T	
MAX. POWER (ISO)	HP/KW	83 / 61	
MAX. TORQUE	LB. (NM)	258 (352)	
DISPLACEMENT/NO. OF CYLINDERS	CU IN. (CM³)	4 / 268 (4000) TURBO	
FUEL TANK CAPACITY	GAL. (LT.)	11.8 (45)	
CLUTCH			
INDEPENDENT DRY DUAL CLUTCH	IN.	11	
TRANSMISSION			
SPEED FOUR+OVERDRIVE+MECH. REVERSE P. SHUTTLE 24FWD+12REV (25 MPH / 40 KPH)		●	
SPEED FOUR+OVERDRIVE+CREEPER+MECH. REVERSE P. SHUTTLE: 32FWD+16REV		○	
POWER TAKE-OFF			
POWER-ASSISTED MECHANICAL ENGAGEMENT		●	
2 SPEEDS 540/750 RPM		●	
NET PTO POWER (ISO)	HP/KW	70 / 51,5	
4WD FRONT AXLE			
4WD AUTOMATIC ENGAGEMENT ON BRAKING		●	—
OIL-IMMERSED GRAPHITE-COATED FRONT BRAKES, 4 DISCS		—	●
MAX. STEERING ANGLE		55	
BRAKES			
OIL-IMMERSED GRAPHITE-COATED REAR BRAKES, 8 DISCS		●	
IBS INTEGRAL BRAKING SYSTEM		●	
HYDRAULIC POWER LIFT			
MECHANICALLY OPERATED		●	
"LANDTRONIC" ELECTRONIC POWER LIFT		○	
STANDARD LIFTING CAPACITY	LB. (KG)	5720 (2600)	
HYDRAULIC FLOW @ REMOTES	GPM (LT/MIN.)	13.8 (52,3)	
TOTAL HYDRAULIC FLOW GPM	GPM (LT/MIN.)	21.6 (82,2)	
CAT. 2 THREE-POINT LINKAGE		●	
HYDRAULIC ADJUSTMENT OF RIGHT LIFTING ROD		●	
SIDE STABILISERS WITH HYDRAULIC ADJUSTMENT + LOWER LINKS WITH QUICK-COUPINGS		○	
REAR AUXILIARY VALVES: STANDARD / OPTION		3 / 4	
FLOW DIVIDER		○	
TRIPLE PUMP + 4 FRONT OUTLETS ON THE RIGHT		○	
HYDRAULIC MOTOR FRONT VALVE WITH 2 OUTLETS ON THE LEFT		○	
CAB AND DRIVING POSITION			
"TOTAL VIEW" CAB / RADIO ADAPTOR		●	
HEATING / VENTILATION		●	
AIR CONDITIONING		●	
SUSPENDED PLATFORM		●	
DIMENSIONS AND WEIGHTS (IN RUNNING ORDER) WITH TYRES 4WD			
A - LENGTH (WITH BALLAST)	IN. (MM)	155 (3932)	13.6 R24
B - WHEELBASE 2 WD	IN. (MM)	83 (2100)	—
B - WHEELBASE 4 WD	IN. (MM)	84 (2130)	—
C - HEIGHT TO CAB	IN. (MM)	93 (2370)	92 (2345)
C - HEIGHT TO ROPS	IN. (MM)	89 (2280)	90 (2285)
D - GROUND CLEARANCE 2 WD	IN. (MM)	16,5 (420)	—
D - GROUND CLEARANCE 4 WD	IN. (MM)	13 (330)	10 (260)
E - MIN/MAX OVERALL WIDTH	IN. (MM)	45/54 (1140/1377)	47,5/52 (1213/1313)
WEIGHT 2 WD (WITHOUT BALLAST, WITH CAB)	LB. (KG)	5643 (2565)	—
WEIGHT 4 WD (WITHOUT BALLAST, WITH CAB)	LB. (KG)	5665 (2575)	5863 (2665)

Key: ● standard ○ option — not available



NEW

Rex

90 V / S



Landini®





NEW PERKINS TIER 3 ENGINE AND NEW TILT-UP HOOD

THE REX V/S TRACTORS ARE POWERED BY A NEW, ENVIRONMENT-FRIENDLY PERKINS 1104D 4-CYLINDER TURBO ENGINE THAT DELIVERS 83 HP (ISO RATING), WHILE PROVIDING LOW EMISSION LEVELS IN ACCORDANCE WITH THE TIER 3 STANDARDS.

SPECIALLY DEVELOPED FOR FARMING APPLICATIONS, THIS NEW ENGINE INCORPORATES STATE-OF-THE-ART SOLUTIONS DESIGNED TO OPTIMISE THE AIR-FUEL MIXTURE, THEREBY IMPROVING COMBUSTION AND ENGINE EFFICIENCY. HIGHER HORSEPOWER AND TORQUE WITH LOWER OPERATING COSTS ARE THUS ACHIEVED.

THE NEW, FULLY OPENING TILT-UP HOOD PROVIDES EASY ACCESS TO THE ENGINE COMPARTMENT FOR ROUTINE SERVICE AND MAINTENANCE. > FIG. A

LATEST-GENERATION FRONT 4WD AXLE FOR REX V (VINEYARD)

WITH FOUR-WHEEL DRIVE AND 55° STEERING ANGLE, THE FRONT AXLE OF THE REX V MODEL PROVIDES EXCELLENT MANOEUVRABILITY.


WHEN THE REAR WET DISC BRAKES ARE OPERATED, THE FOUR-WHEEL DRIVE WILL BE AUTOMATICALLY ENGAGED VIA A "SPRING-ON" DEVICE, THUS ENSURING EFFECTIVE BRAKING ON ALL FOUR WHEELS. > FIG. B

FRONT AXLE WITH WET DISC BRAKE SYSTEM FOR REX S (NARROW ORCHARD)

THE FRONT FOUR-WHEEL DRIVE AXLE WITH 55° STEERING ANGLE FEATURES A WET DISC BRAKE SYSTEM. THE COMBINED ACTION OF FRONT AND REAR BRAKES ENSURES SAFE, EFFECTIVE BRAKING ON ALL FOUR WHEELS. > FIG. C

DASHBOARD

THE STYLISH DASHBOARD FEATURES ANALOG INSTRUMENTS FOR SIMPLE AND FAST READING. > FIG. D



SIDE GEAR AND REVERSE SHUTTLE LEVERS FOR MAXIMUM COMFORT

THE GEAR AND REVERSE SHUTTLE LEVERS ARE LOCATED ON THE DRIVER'S SIDE IN ERGONOMIC POSITION AND ALLOW 24 FWD + 12 REV SPEEDS TO BE SELECTED IN COMPLETE COMFORT. THE REVERSE SHUTTLE LEVER ALLOWS BOTH REVERSING ALL GEARS OF THE BASIC TRANSMISSION AND ACTIVATING THE OVERDRIVE WHICH ENABLES A MAXIMUM SPEED OF 25 MPH (40 KPH) TO BE ACHIEVED. THE TRANSMISSION CAN BE OPTIONALLY INTEGRATED WITH A CREEPER TO OBTAIN A TOTAL RANGE OF 32 FWD + 16 REV SPEEDS. > FIG. D



REX V / S, A HARV



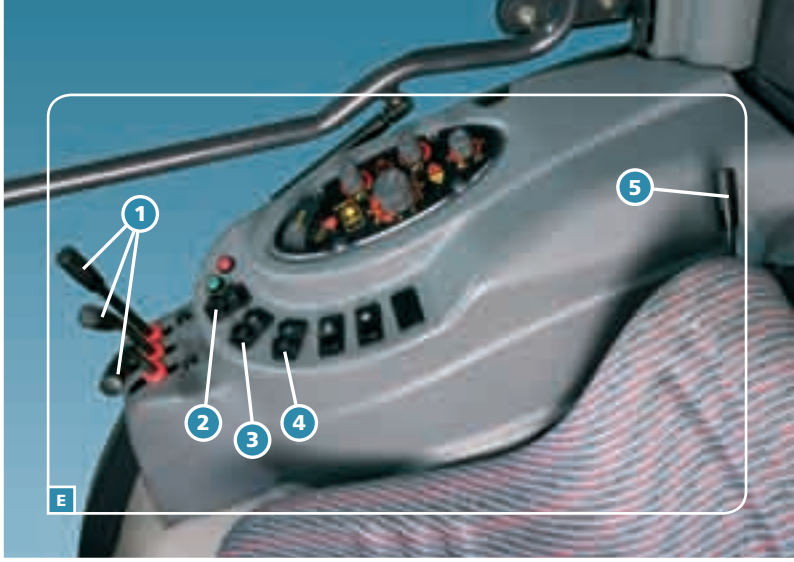
VEST OF SUCCESSES

HIGH-PERFORMANCE HYDRAULICS AND VERSATILE AUXILIARY VALVES

THE HYDRAULIC SYSTEM IS POWERED BY A DOUBLE PUMP PROVIDING A MAXIMUM TOTAL FLOW OF 21.7 GPM (82 L/MIN) AND COMPRISES A MECHANICAL POWER LIFT AND THREE AUXILIARY VALVES MECHANICALLY OPERATED BY LEVER.

A TRIPLE PUMP INCREASING THE MAXIMUM FLOW TO 26.7 GPM (101 L/MIN) CAN BE OPTIONALLY FITTED TO OPERATE AN ELECTRONIC POWER LIFT AND THREE MECHANICALLY-CONTROLLED AUXILIARY VALVES. IN THIS CONFIGURATION, IN ADDITION TO THE THREE AUXILIARY VALVES SUPPLIED AS STANDARD (1), THE TRACTOR CAN BE OPTIONALLY EQUIPPED WITH: A 4TH AUXILIARY VALVE (3) WITH HYDRAULIC FLOW SELECTOR (2) TO CONTROL EITHER THE RIGHT LIFTING ROD OR THE LOWER LINK STABILISERS, A 5TH ELECTRONICALLY-OPERATED AUXILIARY VALVE (4), A 6TH LEVER-OPERATED AUXILIARY VALVE (5) FOR CONTROL OF HYDRAULIC MOTORS WITH QUICK-RELEASE COUPLINGS APPLIED TO THE FRONT OF THE TRACTOR (FIG. E).

THE HIGH-QUALITY QUICK-RELEASE COUPLINGS, MOUNTED EITHER ON THE FRONT OR REAR OF THE TRACTOR, ENSURE OPTIMUM COMFORT OF OPERATION AND IMPROVED TRACTOR PRODUCTIVITY.



HYDRAULICALLY-OPERATED PTO CLUTCH LEVER.

THE HYDRAULICALLY-OPERATED CLUTCH LEVER (L - FIG. D) ENABLES SMOOTH AND PROGRESSIVE ENGAGEMENT OF THE PTO FOR SOFT STARTING OF THE IMPLEMENTS.

THE 1"3/8 PTO PROVIDES TWO SPEEDS : 540/750 RPM (STANDARD) OR 540/1000 RPM (OPTIONAL).

TWIN-LOCK AND 4WD WITH ELECTROHYDRAULIC ENGAGEMENT

THE SIMULTANEOUS LOCK OF THE REAR AND FRONT DIFFERENTIALS AND THE FOUR-WHEEL DRIVE ARE ELECTROHYDRAULICALLY ENGAGED BY BUTTON. > FIG. E

NEW LANDTRONIC POWER LIFT

WITH CONTROLS ARRANGED IN ERGONOMIC POSITION ON THE STYLISH OVAL-SHAPED CONSOLE LOCATED ON THE DRIVER'S RIGHT, THE LANDTRONIC POWER LIFT FEATURES ALL MAIN FUNCTIONS AND REGULATIONS AND PROVIDES COMFORTABLE FINGERTIP CONTROL OF ALL IMPLEMENTS. > FIG. E

THE CAT. II THREE-POINT LINKAGE PROVIDES A MAXIMUM LIFT CAPACITY OF 5720 LB, (2600 KG). THE LIFT LOWER LINKS CAN BE EQUIPPED WITH EXTRACTABLE AND ADJUSTABLE COUPLINGS. > FIG. F



EASE OF ACCESS, ERGONOMIC DESIGN AND ALL-ROUND VISIBILITY FOR THE NEW REX S AND V SERIES TRACTOR CAB

DESPITE THEIR COMPACT DIMENSIONS, THE NEW REX S AND V TRACTORS FEATURE A COMFORTABLE CAB WITH CURVED WINDOWS FOR EXTRA ROOM AND ALL-GLASS SIDE DOORS HINGED ONTO THE REAR POST FOR ALL-ROUND VISIBILITY. LARGE ACCESS DOORS ALLOW THE OPERATOR TO ENTER AND EXIT THE CAB WITH EASE. THE INTERIOR IS EXTREMELY STYLISH AND ACCURATE, WITH LOGICALLY-ARRANGED CONTROLS ACCORDING TO CURRENT ERGONOMIC STANDARDS.

THE ADJUSTABLE SEAT AND THE HEIGHT ADJUSTABLE STEERING WHEEL FURTHER ENHANCE THE DRIVING COMFORT. THE HEATING/VENTILATION AND AIR-CONDITIONING SYSTEM IS INSTALLED ON THE CAB ROOF AND INTEGRATED BY A FILTER DESIGNED TO PURIFY THE AIR INSIDE THE CAB WITH CONSIDERABLE BENEFITS FOR THE OPERATOR IN TERMS OF COMFORT, SAFETY AND HEALTH. NATURAL VENTILATION IS ENSURED BY THE OPENABLE FRONT AND REAR WINDSCREENS. > FIG. G

