



**go again**

The ergonomically-arranged controls make the operator's work easier and more comfortable. The forward tilting hood gives easy access to the engine for maintenance operations.

The four-post ROPS can be equipped with a sun canopy. In addition to this, the tractor can be supplied with a cab as an option.

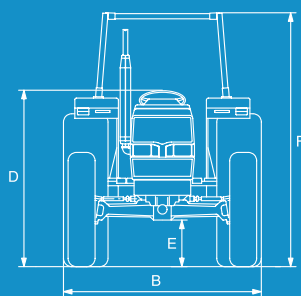
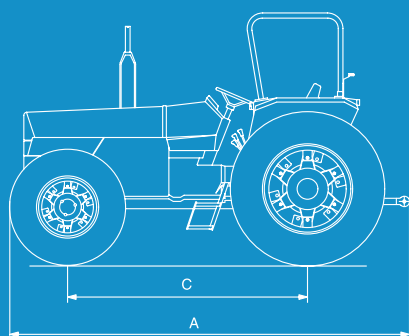
The tractor range includes one model with 2 or 4 wheel drive and three transmission options for increased versatility and maximum performance.

**Landini®**

Key: ● standard ○ option – not available

8860

<b>Engine</b>		
direct-injection Perkins engine		1104A-44
max. power ISO	hp/kW	83.6 / 61.5
max. torque	lb. (Nm)	213 (289)
displacement/nr. of cylinders	cu. in. (cm <sup>3</sup> )	268.5 (4400) / 4
fuel tank capacity	gal. (lt)	23 (86)
<b>Clutch</b>		
independent dry dual clutch	in. (mm)	12 (3048)
<b>Transmission</b>		
base gearbox: 12FWD + 4REV		○
reverse shuttle + base gearbox: 12FWD + 12REV		●
reverse shuttle + base gearbox + creeper: 24FWD + 12REV		○
<b>Power take-off</b>		
2 speeds 540/750 rpm		●
2 speeds 540/1000 rpm		○
ground speed PTO		●
net PTO power ISO	hp/kW	76 / 56
<b>4WD front axle</b>		
4WD mechanical engagement		●
maximum steering angle		55°
Twin-Lock hydraulic diff lock		○
<b>Brakes</b>		
oil-bath graphite-coated rear brakes - 10 discs		●
hydraulic trailer braking system		○
<b>Hydraulic power lift</b>		
STD lifting power	lb. (kg)	6600 (3000)
lifting power with 2 additional cylinders	lb. (kg)	9944 (4520) ○
hydraulic flow @ remote	GPM (lt/min)	13.8 (52.3)
total hydraulic flow	GPM (lt/min)	20.2 (76.5)
Standard auxiliary valves STD / OPT		1 / 2
<b>Driver seat and cab</b>		
seat deluxe for cab		○
standard sprung seat		●
analog control panel		●
<b>Weights and dimensions (in running order)</b>		
rear tyres 4WD		18.4 - 30
A total length without ballast	in. (mm)	150 (3810)
B minimum width	in. (mm)	73.6 (1870)
C wheelbase 2WD/4WD	in. (mm)	92.1 / 91.2 (2340 / 2316)
D height to steering wheel	in. (mm)	67.7 (1720)
E max ground clearance 4WD	in. (mm)	19.9 (430)
F height to ROPS	in. (mm)	102 (2590)
F height to top of cab	in. (mm)	102 (2590)
weight (without ballast) 4WD	lb. (Kg)	6923 (3147)



Landini is a trademark of Argo Tractors S.p.A.  
 via G. Matteotti, 7 | 42042 Fabbrico [RE] Italia  
 t. +39.0522.656.111 | f. +39.0522.656.476  
 webmaster@argotracors.com  
 www.argotracors.com

  
 ARG O  
 Gruppo Industriale ARGO



  
 Landini original lubricants



*Landini*<sup>®</sup>

# 60 Series

8860







# The warhorse is raring to

**The 60 series tractors (8860)** with either two or four-wheel drive are the warhorses of Landini's stable: never tamed and always raring to go, they are ideally suited for all-round use.

Featuring a simple, economy-driven design, the 60 Series tractors deliver excellent performance and functionality for maximum reliability and extended life.

The new environment-friendly Perkins 1104A series 4-cylinder engines offer high fuel efficiency, low noise and reduced emissions while delivering a high torque backup.

The driver's seat is mounted on an ample platform and equipped with a fully adjustable sprung seat to maximise the driving comfort.



### **New Perkins 1104A series engines**

The 60 Series tractors (8860 model) are equipped with the new Perkins 1104A 4-cylinder engine. This engine delivers 83.6 HP (ISO), while offering high torque backup, improved fuel economy, low noise and reduced emissions.

The forward tilting hood provides easy access to the engine for routine service and maintenance. (fig. A)

### **New 4WD front axle**

The latest-generation four-wheel drive axle with mechanical engagement features epicyclic final drives and allows a 55° steering angle. (fig. B)

### **Three options of modular transmission**

The base transmission features a four-speed, three-range gearbox with reverse which provides 12FWD+4REV speeds.

The second option includes a power shuttle which allows the driver to reverse all speeds of the base gearbox thus obtaining 12FWD+12REV speeds.

The third option with creep speed unit provides a total of 24FWD+12REV speeds. The centrally-located power shuttle lever allows the driver to reverse all gears and engage the creep speed option with maximum comfort. (fig. C)

### **Analog instrument panel**

The control panel features analog instruments for simple and fast reading and provides the operator with real-time information for proper tractor and implement operation. (fig. D)





**60 series: simple  
and durable**






mplicity, economy, reliability  
ity are the secret of its success



E



F

#### Ample and co

With fully ad  
steering and e  
the driver's seat  
maximum comf  
optionally equip

A cab with  
available as an o



### **Mechanically-operated PTO clutch lever**

The mechanically-operated clutch lever enables smooth and progressive engagement of the PTO. The 1 3/8-inch rear PTO provides, in addition to the ground speed, two base speeds of 540/750 rpm and two optional speeds 540/1000 rpm for enhanced versatility. (fig. E-F)

### **Twin Lock: optional simultaneous front and rear diff locks**

The rear and front differential locks are hydraulically engaged by pedal ensuring smooth and efficient four-wheel drive. (fig. H)

### **Powerful hydraulics for power lift and auxiliary valves**


The hydraulic system provides a maximum total flow of GPM 20,2 (76.5 l/min).

Equipped with Cat. 2 three-point linkage, the mechanical power lift provides position, draft, intermix and float control functions while ensuring a maximum lifting capacity of lb. 9944 (4520 kg.) (fig. E-G)

The 60 Series tractors features one standard and two optional simple- and double-acting auxiliary valves. (Fig. H)



G



H

### **Comfortable driver's seat**

Adjustable sprung seat, hydraulic ergonomically-arranged controls, allows the operator to work with comfort. The four-post ROPS can be equipped with a sun canopy.

Heating and ventilation is also an option. (fig. I)



I