

EFFICIENCY
PERFORMANCE
COMFORT

SERIES 7



7 SERIES

ROBO-SIX 7-160 • 7-180 • 7-200 • 7-220

Landini

Passion for Innovation.




LANDINI, A LONG HISTORY OF SUCCESS

Giovanni Landini had a dream: to change the history of farming by bringing the power of machines into the fields. He pursued his goal with great determination and in 1884 he finally realised his dream by founding the Landini company.

The Landini's long history is marked by continued innovation in design and production process and by a strong commitment to customers. In 1934, the company launched the Super Landini models: with its 48hp, it was the most powerful tractor of the time. In 1977, the company introduced the Large series, Europe's first tractor range over 100 hp with cab mounted on suspended platform. In the 80's, Landini started manufacturing a wide range of specialty tractors that led the company to become a world leader for innovation technology and market share. In 1994, Landini was acquired by the Argo Industrial Group. The acquisition enabled the company to expand its international presence by creating a worldwide network of subsidiaries and distributors. Giovanni Landini's dream was to make farm work less tiring and more productive. That dream is still alive today, since our quality of life is closely linked to the quality of agricultural production.

HIGHLIGHTS

- Electronic engine management and turbo intercooler with common rail injection system
- High torque backup
- Engine compliant with Stage3/Tier3 emissions regulations
- Chassis for six-cylinder models
- Large, easy-fill fuel tank
- Coolers open out to allow easier and faster cleaning
- Low maintenance



The six-cylinder models deliver power outputs of 116, 121, 133 and 140kW. These new engines meet the Stage3/Tier3 Final emissions regulations.

The new FPT NEF powering the **7 Series** is an advanced engine designed to offer farmers simplicity and functionality without compromising on performance, reliability and durability.

HIGHLIGHTS

- All transmission controls grouped on a single control handle
- Robotized range shifting
- Smart APS Auto Powershift: automatic powershifts
- De-clutch button
- Stop&Action function to integrate the De-clutch function into the brake pedal
- Shuttle control lever adjacent to the steering wheel with response modulation
- 54 forward speeds + 27 reverse speeds with creeper (Optional)
- Patented My Switch push button activates up to 4 functions with just one switch
- Eco mode 40km/h for transport operations and Oil Cut-off mode for improved fuel economy

This transmission allows me to drive smoothly and relaxed. I don't have power loss problems and I save fuel.

Thomas

ROBO-SIX TRANSMISSION: HIGH EFFICIENCY AND SMOOTH DRIVING

High performance, fuel efficiency, smooth driving and safety are the strong points of the Robo-Six transmission. The key features of this transmission include five speed ranges, a six-speed on-the-go powershift, a robotized range shifting and an electrohydraulic steering-column power shuttle. The Robo-Six transmission offers 30 forward and 15 reverse speeds. In addition, a creeper speed option provides 54 speeds forward and 27 in reverse.

The **7 Series** features the Eco Forty mode that provides a top speed of 40 km/h at reduced engine rpm.

In addition, the Robo-Six transmission is equipped with an oil cut-off function which manages the braking system more efficiently, thus ensuring better performance on the road and improved fuel economy.



Landini

HIGHLIGHTS

- Closed-centre hydraulic system with variable-displacement pump @ 160l/min hydraulic flow rate
- Electronically-controlled rear hitch with up to 9300 kg lift capacity.
- 4-Speed PTO as standard
- Constant PTO power with the Power plus system
- Up to 8 dedicated electrohydraulic remote valves
- Front hitch and PTO option



HYDRAULIC SYSTEM TAILORED TO YOUR SPECIFIC NEEDS

Designed to provide high-flow capability, the hydraulic system of **7 Series** features high-quality components and provides unmatched configuration flexibility to meet the farmers' specific requirements. The hydraulic system is a closed-centre circuit with variable-displacement pump. This means that the pump always delivers exactly the quantity of oil that the system requires, thereby eliminating unnecessary power waste. The system supplies up to 160l/min to the hitch and remote valves, allowing for simultaneous operation of all hydraulic functions.

*Before purchasing my **7 Series** tractor, I explained to my dealer what I needed and they proposed me a hydraulic system that seems tailor-made for my needs.*

John

Landini



AUTO PTO FUNCTION

The Auto PTO feature will automatically disengage and reengage the PTO at three-point linkage heights set by the operator. This gives the operator precise control of the implement during headland turns.

REAR PTO

The **7 Series** tractor has been designed to operate in a variety of conditions with heavy, power-demanding implements. The PTO offers four speeds: 1000, 1000Eco, 540 and 540Eco rpm and the driveline design ensures minimal power loss and therefore maximum productivity. An electro hydraulically operated clutch enables smooth and modulated engagement of the PTO, ensuring a soft start-up of the implement. The **7 Series** tractors are equipped with Dual Power system, which automatically increases

power available when the PTO is operational. This enables the engine to maintain constant power as the load varies, allowing optimum use of the PTO for enhanced tractor performance and productivity.

The ergonomically-designed V Easy Pilot controller enables comfortable and intuitive control of the rear hitch and implements. Offering a maximum lift capacity of 9300 kg, the three-point hitch is Category III and is equipped with lower link draft sensing for accurate implement control.

SIMPLE USE OF ELECTRONICALLY-CONTROLLED REAR HITCH

External PTO, hitch and remote valve controls are located on the rear fenders making it easier to attach implements from the ground.



REMOTE VALVES

The **7 Series** tractors can be fitted with up to eight electrohydraulic double-acting remote valves. One valve is controlled by the multi-function controller and four are operated via fingertip controls integrated into the armrest which also includes a mini-joystick that operates two valves to control either a front hitch or a front loader.





LOUNGE CAB: YOUR NEW OFFICE IN FIRST CLASS

The Lounge Cab is a new-concept four-post design with rear hinged doors that provides unobstructed visibility in all directions, giving the driver full view of blind spots without the need to change position. The cab is pressurized to keep a clean, dust-free environment and a highly-efficient sound insulation system maintains an in-cab noise level of only 70 dB for maximum comfort of operation. The optional electrohydraulic cab suspension system further enhances the operator comfort.

Wide, well-spaced access steps allow the operator to easily get in and out of the cab, while the buddy seat neatly folds away making for easier and safer access. The cab interior features an automotive-style fit and finish with easy-clean soft-touch materials.

The instrument panel tilts with the steering wheel to suit the driver's need. The alcantara swivel seat with dynamic air suspension system and fully automatic height adjustment features backrest heating and ventilation for ultimate driving experience. (DSM and Auto steering optional extra)

Landini



LANDINI SPARE PARTS AND SERVICE, TO GIVE YOU THE BEST ALWAYS

Landini is worldwide recognized as a reliable supplier of high-quality spare parts and after-sales services. Developed by the same engineers who design and manufacture the Landini tractors, genuine Landini parts are designed and manufactured to the highest quality standards to ensure tractors reliable performance and maximum safety.

The pluses of Landini's after-sales service include following:

- Each part comes with a 12-month warranty and bears a non-falsifiable hologram which certifies its build quality and genuineness.
- Original Landini parts are reliable and convenient, as they enhance the working quality and efficiency of the 7 Series tractors.

The after-sales service is handled by our dealers through a team of highly-skilled, solution-oriented technicians who avail themselves of the latest diagnostic techniques. Choosing Landini means choosing excellence.



HIGHLIGHTS

Cab

- Four-post design with plat deck platform
- Automatic climate control

Design

- Clean, smooth hood design and automotive-style cab
- Up to 16 work lights on hood and cab

Engine

- TIER 3 Emission Regulations
- Engine located within a rugged chassis for best performance and enhanced traction
- Cooling pack opens out to allow easier and faster cleaning
- 320-liter fuel tank

V-Shift four-stage continuous variable transmission:

- Four programmable speed ranges
- Transmission controls integrated into the V Easy Pilot proportional controller
- Lower fuel consumption, reduced operating costs
- 40km/h Eco speed at reduced engine rpm

Robo-Six powershift transmission with 6 speeds and 5 ranges:

- Robotized range shifting
- Smart APS
- Stop&Action with de-clutch function integrated in brake pedal
- Creeper providing up to 54 forward and 27 reverse speeds
- Eco mode 40km/h for transport operations and oil cut-off feature for improved fuel economy

Axles

- Electronically-controlled independent front suspension (Optional)
- Automatic 4WD and differential lock engagement


Hydraulic system

- Closed-centre hydraulic system with 160 l/min variable displacement pump
- Electronically-operated rear hitch with 9300 kg maximum lift capacity
- Four-speed PTO standard



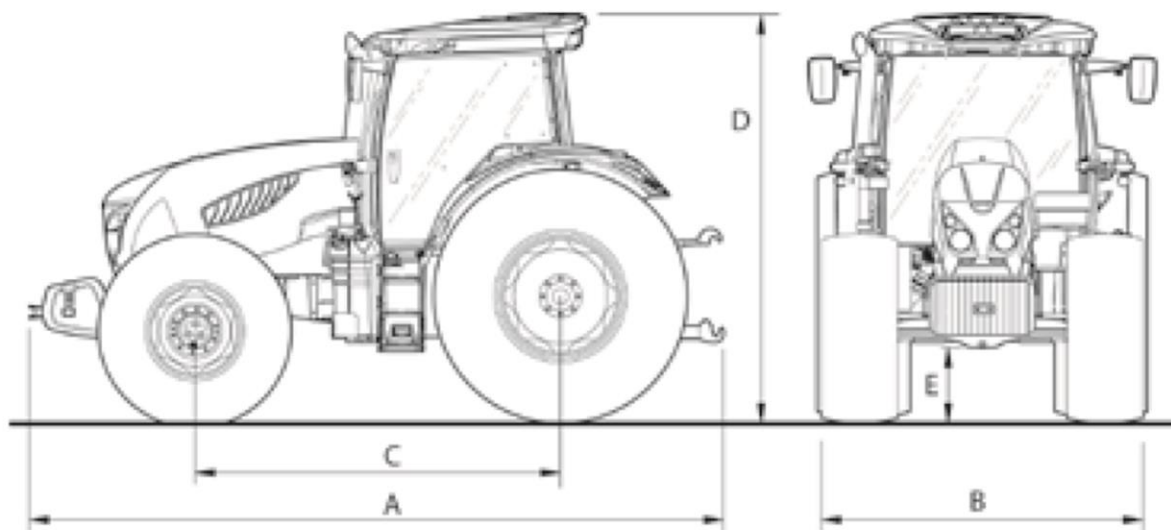
ROBO-SIX

		7-160	7-180	7-200	7-220
ENGINE					
STAGE 3 EMISSION REQUIREMENTS		NEF 6 CYLGR TAA	NEF 6 CYLGR TAA	NEF 6 CYLGR TAA	NEF 6 CYLGR TAA
ELECTRONIC HIGH PRESSURE COMMON RAIL		●	●	●	●
TURBO/AIR-TO-AIR FILTER		●	●	●	●
RATED ENGINE POWER AT 1900 RPM	HP/KW	151/116	165/121	179/133	192/140
RATED ENGINE SPEED	RPM	2200	2200	2200	2200
MAX TORQUE(WITH DUAL POWER) (ISO TR 14396 ECE R120)	NM	632(676)	694(738)	758(800)	800(860)
ENGINE RPM @ MAX TORQUE	RPM	1400(1400)	1400(1400)	1400(1400)	1400(1400)
ENGINE RPM @ MAX POWER	RPM	1900(1900)	1900(1900)	1900(1900)	1900(1900)
BORE/STROKE	MM	104/132	104/132	104/132	104/132
DISPLACEMENT(CM ³)/NO. CYLINDERS/ NO. VALVES		6728/6/24	6728/6/24	6728/6/24	6728/6/24
FUEL TANK CAPACITY	L	320	320	320	320
CLUTCH					
MULTI-DISC WET CLUTCH		●	●	●	●
TRANSMISSION					
ROBO-SIX + POWER SHUTTLE 30FWD+15REV (6POWERSHIFT SPEEDS IN 5 RANGES)		●	●	●	●
ROBO-SIX + CREEPER SHUTTLE 54FWD+27REV		○	○	○	○
ROBOTIZED RANGE SHIFTING		●	●	●	●
ECO FORTY(40KM/H AT REDUCED ENGINE RPM)		●	●	●	●
REVERSE POWER SHUTTLE		●	●	●	●
ELECTROHYDRAULIC DIFFERENTIAL LOCK ON REAR AXLE		●	●	●	●
POWER TAKE-OFF					
WET MULTI-DISC PTO CLUTCH		●	●	●	●
MODULATED ELECTROHYDRAULIC ENGAGEMENT		●	●	●	●
FOUR SPEEDS:1000/1000E/540/540E RPM		●	●	●	●
1"3/8 PRO SHAFT WITH 6 AND 21 SPLINES		●	●	●	●
FRONT 4WD AXLE					
RIGID TYPE		●	●	●	●
WITH ELECTRONICALLY-CONTROLLED HYDRAULIC SUSPENSION		○	○	○	○
ELECTROHYDRAULIC 4WD ENGAGEMENT		●	●	●	●
MAX. STEERING ANGLE		55°	55°	55°	55°
ELETROHYDRAULIC DIFFERENTIAL LOCK		●	●	●	●
BRAKING SYSTEM					
WET MULTI-DISK REAR BRAKES		●	●	●	●
AUTOMATIC 4WD ENGAGEMENT ON BRAKING		●	●	●	●
BRAKING BOOSTER SYSTEM SERVO BRAKE		●	●	●	●
HYDRAULIC TRAILER BRAKING		○	○	○	○
PNEUMATIC TRAILER BRAKING		○	○	○	○



6-CYLINDER

	7-160	7-180	7-200	7-220
HYDRAULIC SYSTEM				
CLOSED-CENTRE CIRCUIT	●	●	●	●
HYDRAULIC PUMP FLOW	L/MIN 125	160	160	160
STEERING PUMP FLOW	L/MIN 44	44	44	44
MACHANICALLY-OPERATED REMOTE VALVES	STD/OPT 4	○	○	○
ELECTROHYDRAULICALLY-OPERATED REMOTE VALVES	STD/OPT ○	4	4	4
CAN BUS LIFT CONTROL HITCH				
ELECTRONICALLY-CONTROLLED REAR HITCH	●	●	●	●
MAX LIFT CAPACITY	KG 6300	9300	9300	9300
THREE-POINT HITCH	CAT 3N-3	3N-3	3N-3	3N-3
CAB AND DRIVING POSITION				
LOUNGE CAB WITH FOUR-POST DESIGN AND FLAT-DECK PLATFORM	●	●	●	●
ELECTRONICALLY-CONTROLLED HYDRAULIC CAB SUSPENSION (SEMI-ACTIVE)	○	○	○	○
AUTOMATIC CLIMATE CONTROL	○	●	●	●
DIGITAL INSTRUMENT PANEL WITH PERFORMANCE MONITOR	●	●	●	●
SUPER DELUX AIR SUSPENSION SEAT WITH ARMREST	●	●	●	●
DELUX LOW-FREQUENCY AIR SUSPENSION SEAT WITH VENTILATION AND ARMREST	○	○	○	○
RADIO/BLUETOOTH/MP3 READY	●	●	●	●
ISOBUS ADAPTOR	○	○	○	○
HIDE AWAY BUDDY SEAT + AIR-CONDITIONED IN-CAB STORAGE COMPARTMENT	●	●	●	●
LED LIGHTS	○	○	○	○
DIMENSIONS AND WEIGHTS				
FRONT TYRES	420/85/R28	540/65R28	540/65R30	540/65R30
REAR TYRES	520/85/R38	650/65R38	650/65R42	650/65R42
A- MAX LENGTH (WITH BALLAST WEIGHTS)	MM 5260	5260	5260	5260
B- MIN WIDTH	MM 2430	2430	2430	2430
C- WHEELBASE	MM 2820	2820	2820	2820
D- HEIGHT OVER CAB	MM 2920	2920	2920	2920
E- GROUND CLEARANCE	MM 485	485	550	550
MAXIMUM PERMISSIBLE MASS (GROSS VEHICLE MASS)	KG 10800	11500	13000	13000





Landini®

Passion for Innovation.



ARGO TRACTORS

SOUTH AFRICA

www.landini.it/za / argo@argosa.co.za

011 914 1700

All data and illustrations provided in this brochure are for information purposes only and can be changed without notice.