

# RANGE



## TRACTOR RANGE

# REX4 FULLHYBRID



## REX4 FULL HYBRID, THE EVOLUTION OF THE SPECIES

The history of Landini is a path made of passion and investments in research and development. A history in which the human being is always at the heart of our drive for continuous innovation.

Landini has undertaken an extensive study of electrical technology. A deep understanding of this technology is necessary in order to simplify its application. The Full Hybrid system looks at new technological frontiers: near-zero emissions, better driveability, advanced comfort, driving position fully isolated from external environment, ultra-low running costs. With the **REX4 Full Hybrid** program, which requires the creation of innovative technologies and modes of operation, Landini continues on the path of improvement and innovation of farm machinery that has turned the company into a globally recognized industry-leading brand.



## FULL HYBRID: MORE POWER AND LONGER RUNTIME

The REX4 Full Hybrid highlights Landini's attention to environmental and economic sustainability, in line with the demands of modern farming.

**More power:** The Full Hybrid project combines a 55-kW diesel internal combustion engine with a 25-kW electric booster motor, providing a total output of 80 kW. In full electric mode, the rated power is 50 kW, while the peak power reaches 65 kW. This technology is controlled by the Power Management System (PMS), which ensures that the optimum operating point for both engines is achieved.

**Longer runtime:** Our commitment to technological innovation has led to significant fuel economy improvements and to a two-hour increase in engine runtime in electric-only mode. A high-capacity battery acts as an energy reserve for hybrid operation and guarantees long running time in electric-only mode. The electric motor recharges the battery while the internal combustion engine is running at low load. During deceleration and braking, the system recovers energy using the electric motor as a recharging generator, further enhancing the efficiency of the whole system.

### ISO-MOUNTED AND SUSPENDED CAB FOR NEXT-GENERATION COMFORT

Technological innovation must put operator comfort at the forefront. Travelling on the road requires a stiff suspension, whereas field operations demand a soft suspension system to negotiate uneven terrain. The solution adopted for the REX4 Full Hybrid is a cab with an electronically-controlled semi-active suspension system. This system detects ground irregularities and selects in real time the best cab suspension setup. The operator will choose the setting. This solution reduces vibration levels by 15 per cent, while increasing comfort by 100 per cent.

### ROBOTISED TRANSMISSION, A CONVENIENT INNOVATION

**First advantage:** Gear levers clutter up the cab; this is all the more true for tractors where compactness is critical. Getting rid of levers means improving operator comfort. That's why, for the REX4 Full Hybrid, Landini has replaced the gear lever with a robotised transmission that can be controlled through a simple and convenient multifunctional joystick.

**Second advantage:** The electronic transmission requires less operator intervention. In the Auto PowerShift (APS) mode, the control unit finds and selects the right gear automatically to suit load conditions.

**Third advantage:** The levers of the mechanical transmission allow noise, dust and gases produced during orchard work to penetrate into the cab, while electronic transmission only requires electric cables that pass through small, perfectly sealed holes, thus reducing pollutant penetration to a minimum.





## LANDINI DIGITAL SOLUTIONS HELP YOU CULTIVATE YOUR FUTURE

Technological innovation improves working conditions, increases productivity and protects the environment. Following this philosophy, the Argo Tractors Group has prepared its tractors for the most cutting-edge digital and telematic technologies. This will help farmers manage their machinery fleets and their farms more efficiently and remotely, wherever they are. Landini Digital Solutions offers a range of advanced functionalities:

**Telemetry and Remote Diagnostics:** Thanks to the Fleet & Remote Diagnostics Management system, telemetry monitors your fleet analysing tractor performance data, while remote diagnostics enables tractor parameters to be monitored and managed from a remote location.

**Precision Farming:** The Precision Steering Management satellite guidance system improves working accuracy and efficiency; the ISObus system allows optimum control of AEF-certified compatible implements.

**Farm Management:** Landini Farm manages prescription maps and simplifies farm management.

**Digital services:** The My Landini app provides easy access to the Landini world.

**Cloud Data:** The Agrirouter cloud platform allows integrated communication among all services.

Landini Digital Solutions give you more performance, more efficiency and more profitability while improving simplicity, safety and comfort.

# PRECISION



# FLEET & REMOTE DIAGNOSTICS MANAGEMENT: PROFIT ASSURED

Landini, a brand name that stands worldwide for passion and innovation, equips all its tractors with remote management and diagnostic capabilities. The **Landini Fleet & Remote Diagnostics Management** system helps farmers make informed data-driven decisions that will reduce their operating costs while increasing the efficiency and productivity of their farms. The system, which can be easily accessed from a computer or a mobile device, allows farmers to remotely monitor the activity of each tractor and analyse the data of their entire fleet of vehicles. This advanced solution is based upon four key elements:

1. Real-time fleet monitoring
2. Data analysis
3. Scheduled maintenance and remote diagnostics
4. Activity history

Landini is fully committed to addressing the needs of modern agriculture with concrete and effective solutions. The **Landini Fleet & Remote Diagnostics Management** system helps farmers manage their farms more efficiently by favouring the most appropriate choices in order to maintain their tractors in good working order, optimise their work and increase their business profitability.

## 1 REAL-TIME FLEET MONITORING

The system displays at all times the exact location of each tractor in a fleet and, using the Geofencing technology, notifies whenever a vehicle enters or exits a specified zone. It also measures the efficiency of each tractor by checking parameters like speed, engine hours and RPMs, fuel and AdBlue levels, average consumptions and work progress.

## 2 DATA ANALYSIS

The data coming from the tractors allow the system to measure the productivity of each vehicle in the fleet and the farm's operating profit. These data are essential to monitor and reduce costs, make predictions, organise work plans and take informed decisions.

## 3 SCHEDULED MAINTENANCE AND REMOTE DIAGNOSTICS

The tractor fleet is managed in a simple and fast manner. In case of failure, our after-sales service intervenes remotely in real time in order to adopt the most appropriate solutions and to improve the tractor's performance, thereby reducing downtime and extending the equipment's life.

## 4 ACTIVITY HISTORY

This function delimits the work areas and stores the data of the activities performed. This allows the user to better organise the work, increase efficiency and productivity and maximise profitability.



## LANDINI FARM TECHNOLOGY MAKES FARMING MORE PRODUCTIVE

Landini improves the efficiency of your farming operations. But not only this: **Landini Farm** connects your tractor to an intelligent and intuitive farm management system. This brings farmers a number of benefits in terms of time saving, work simplification and enhanced performance.

### 360-DEGREE MANAGEMENT SOLUTIONS FOR YOUR FARM

**Landini Farm** supports more than 400 different crops and allows virtually all tasks on the farm to be accomplished, including crop management, tracking and planning of field activities, advice on crop protection and irrigation practices, creation and exchange of prescription maps with monitoring of costs and sustainability, export of documents.

### CONNECTED TO YOUR LANDINI

By connecting your Landini to the **Landini Farm** app, you can view performance levels and reports on the farming activities carried out in the fields. In addition, you can display prescription maps, A/B lines, boundaries and obstacles.

### ALWAYS AT YOUR FINGERTIPS

Whether in the field or on the farm, Landini is always at your side, thanks to the **Landini Farm** app for smartphone and tablet. And if you want to run your business from your computer, you may access the web version synchronised with the mobile devices.

### SIMPLE AND INTUITIVE

**Landini Farm** is designed to be clear and user-friendly. A support chat answers questions about the use of the app.

☀️ 3.18°  
🌡️ ▼ - 0.85°  
🌡️ ▲ 18.05°  
🌬️ 7.5 km/h  
💧 7.3 mm



## PRECISION STEERING MANAGEMENT FOR PRECISION PERFORMANCE

Precision farming has been in existence ever since man started to cultivate land. Today, thanks to technological development, precision farming is carried out with cutting-edge tools that improve efficiency and increase productivity.

Landini uses the innovative **PSM (Precision Steering Management)** system, a set of integrated devices for satellite-assisted guidance that can be managed from the tractor cab via a simple touch screen, on which the tasks to be performed in the field can be easily imported. Thanks to the precise automated steering control, the tractor only deviates 2 cm from the desired route, eliminating overlaps. This helps operators work with more speed and accuracy and reduces operating costs and environmental impact while raising efficiency and productivity in the field.

## ISOBUS & ISOBUS GREEN MAKE YOUR WORK SIMPLE AND EFFICIENT

In 2015, Argo Tractors received the AEF ISObus certification. The **ISObus** system is the standard protocol through which the on-board computer communicates with the tractor and implements. The automatic control of **ISObus**-compatible implements allows variable-rate applications to be delivered through prescription maps generated by Landini Farm. All **ISObus**-compatible implements are managed via a DSM 12" touch screen monitor to improve operating efficiency and productivity.

Landini is a leading participant in the innovative **ISObus Green** project. This project allows farmers to retrofit their mechanical implements with the technology so as to connect them to the tractor's **ISObus** system. This solution maximises the efficiency of every implement.

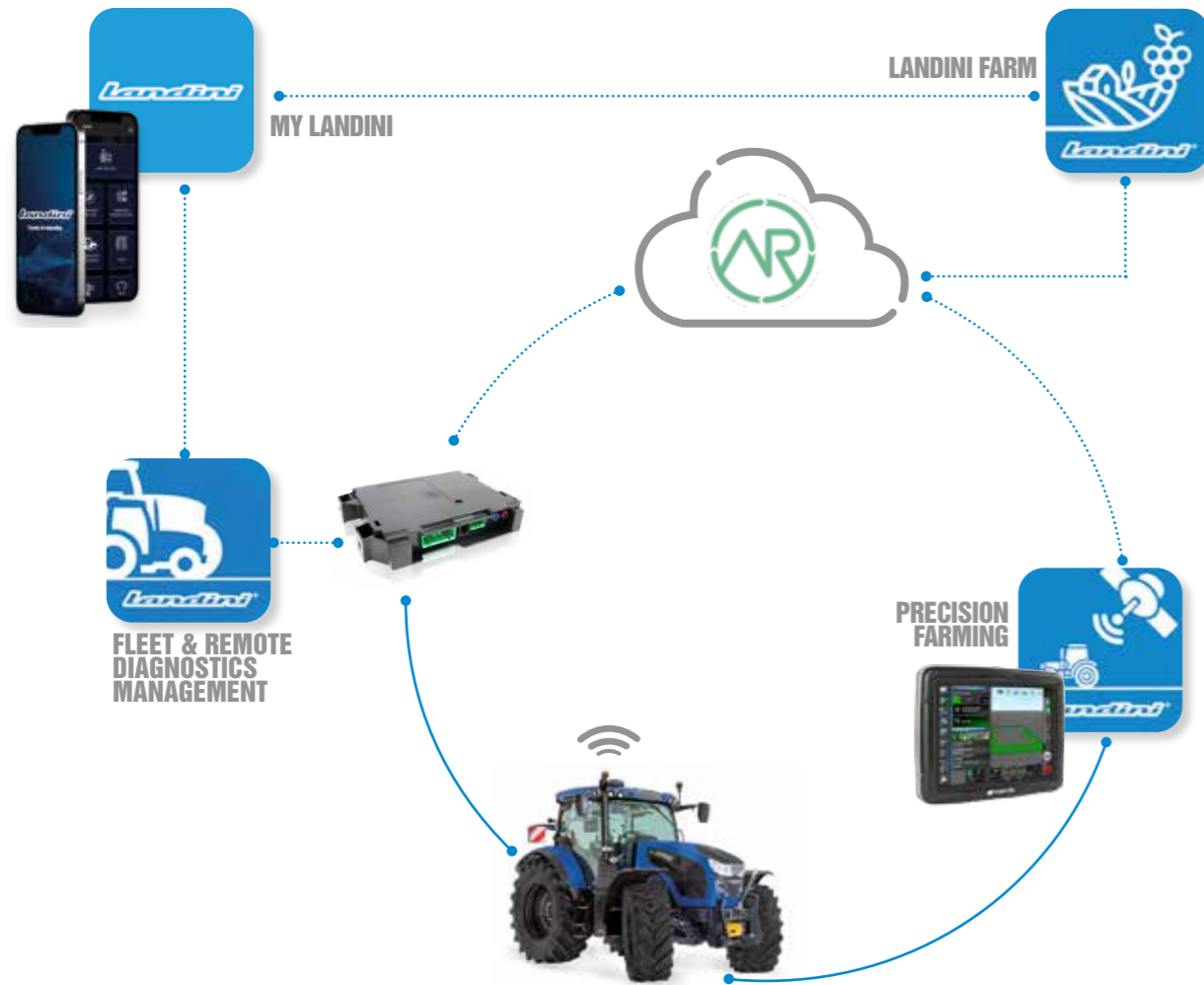
## PRECISION STEERING MANAGEMENT & ISOBUS BRING BENEFITS TO THE FIELD

The *Precision Steering Management* and the **ISObus** system are innovative technologies adopted by Landini to increase efficiency and productivity while improving comfort and safety:

- All implement activities are managed with a high level of accuracy, including in automatic mode.
- Difficult manoeuvres are simplified, thereby reducing operator fatigue.
- When the driver must attend to driving and simultaneously control the implements, the PSM satellite-based guidance system will allow them to fully concentrate on the task at hand.
- The satellite guidance system tracks field operations with maximum accuracy. Thanks to the RTK protocols, the automatic steering allows a deviation of only 2 cm

from the set route.

- Reducing the travelled distance in the field reduces tractor and implement wear and tear and saves fuel.
- The use of variable-rate applications based on prescription maps generated by the Landini Farm platform eliminates skips and overlaps, minimizing product waste. Variable-rate technology reduces overuse of water, seed use by 10%, fertilizer use by 16% and herbicide use by up to 60%.
- Chemical residues are also reduced with significant benefits for the environment.
- Reports and pre-setting operations are simpler and can be done autonomously without recourse to skilled personnel
- The PSM technology integrates seamlessly with the ADS system to precisely execute the planned driving trajectories without requiring additional devices..



## ARGO TRACTORS FLEET ROUTER MANAGEMENT SIMPLIFIES YOUR WORK

The new digital technologies have rapidly multiplied the sources and destinations of data. Today, it is paramount for both small farmers and large agricultural businesses to enable different systems to communicate with each other. For this reason, on March 30, 2023, Argo Tractors has become an **Agrirouter** certified partner with the account *Argo Tractors Fleet Router Management*. **Agrirouter** is a universal data exchange cloud platform that allows the interchange of information between machinery, equipment and software of different manufacturers. **Agrirouter** links different sources and platforms, simplifying the operating processes and ensuring data confidentiality. The operator keeps everything under control with a single system. By connecting the tractor to the implements, including those from different manufacturers, and to the Landini Farm platform, a simple and efficient integrated management of both machinery and farm is achieved.



### MY LANDINI APP, WELCOME TO LANDINI'S HOME

The intuitive **My Landini** app offers the user a 360-degree immersive experience through our Digital Solutions. The **My Landini** app gives you easy access to all Landini digital services, allowing you to stay connected with the company through news, insights, offers and customised information. With **My Landini** you can:

- Register your Landini tractor fleet and access the scheduled maintenance program.
- Access the Landini Fleet & Remote Diagnostics Management system.
- Access the Landini Farm platform.
- Stay updated with the very latest news and events from the Landini world.
- Stay informed on promotions and offers of tractors, original spare parts and services.
- Stay updated with new products, promotions and events from the nearest dealer.

Landini is always at your side. With the **My Landini** app you have the whole Landini world at your fingertips, so you stay informed and optimise your work making it more efficient and productive.

# MY LANDINI



# LANDINI TRACTOR RANGE, THE BEST IN THE FIELD



## SPECIALTY TRACTORS

MISTRAL2 Plat / Cab	20
REX3 Plat / Cab	22
REX4 Cab	24
REX4 Plat	26
SERIE 5 HC	28



## CRAWLER TRACTORS

TREKKER4	32
TREKKER3 COMPACT	34



## UTILITY TRACTORS

SERIE 4	38
5-085	40
SERIE 5	42
SERIE 6H	44



## OPEN FIELD TRACTORS

SERIE 6RS	48
LANDPOWER	50
SERIE 7 SWB	52
SERIE 7 LWB	54
SERIE 8	56



## LANDINI SPECIALTY TRACTORS: GEARED FOR PRODUCTIVITY

### Tradition

If every trip starts with one step, in the history of specialty tractors the first step was taken by Giovanni Landini. Landini specialty tractors boast a unique, globally recognised tradition. Compact, manoeuvrable, versatile and comfortable, Landini specialty tractors are designed and manufactured in Italy's Motor Valley, the land of mechatronics. State-of-the-art manufacturing plants, top-of-the-range components, strict quality controls and, last but not least, the dedication and expertise of the Landini workforce are the main ingredients of a success story that has been lasting for over 130 years.

### Configurability

Normally not all the technologies fitted on a tractor are used. With a goal to provide only what the customer really needs, eliminating unnecessary costs, Landini offers the most customisable specialty tractors on the market. Configurable components and features include the cab, some driving and operating controls, engine power, transmission, front axle, hydraulic system and tyres. Equipped with easy-to-use, state-of-the-art technology, Landini specialty tractors ensure true user-friendly configurability.

### Flexibility

Besides providing true operating comfort, Landini specialty tractors offer ultimate versatility because they are designed and built from the ground up around the everyday needs of farmers. Moving nimbly within tight quarters and between narrow crop rows, these tractors will perform a variety of agricultural tasks with ease. Landini never ceases to surprise because it places the human being at the core of all its innovative solutions.



# MISTRAL2

## HIGHLIGHTS

- The lowest bonnet and steering wheel in this tractor class, only 1130 mm from the ground: ideal for vegetable farming, vine and fruit growing, tunnel and greenhouse crops.
- Sleek and dynamic design for functionality and style.
- Comfort guaranteed: high-visibility four-post cab with opening front and rear windscreens, roomy driving position, tilt-adjustable steering wheel, ergonomic controls, automotive-grade fit and finish, radio and climate control.
- Front four-wheel drive axle with Hydralock differential lock and four-wheel braking: agility, traction and safety in all terrain conditions.
- High-flow pump with 35 + 20 l/min and up to 3 remote valves for enhanced performance and maximum implement compatibility.



### GREEN POWER WITH STAGE V KOHLER ENGINE

More power: Kohler KDI 1903 TCR engines offer 49 hp and 57 hp and max torques of 180 Nm and 200 Nm already at 1200 rpm. More eco-friendliness: engines meet Stage V emission regulations. More visibility: the exhaust after-treatment system is located in a lower position, out of operator's visual field. More productivity: the DPF system reduces downtime.



### MISTRAL2 GE, SPECIALISED IN LOW-CLEARANCE OPERATIONS

Specially designed for work in vegetable growing farms, greenhouses, vineyards and orchards grown on overhead trellis systems, the **Mistral2** comes fitted with 20" and 24" rear tyres for maximum traction and stability. The front and rear axles of the **Mistral2** GE are respectively 100 mm and 95 mm lower than on the **Mistral2** STD.




### TECHNOLOGY AT THE SERVICE OF EFFICIENCY

The instrument panel displays: machine status, engine diagnosis, warning lights, PTO and advance speeds, information on work area and consumptions. In addition, the Landini Fleet Management monitors: efficiency, consumptions, working hours and maintenance.

## CHAMPION OF COMPACTNESS

The **Mistral2** is designed to combine superior performance with respect for the environment. Nimble and lightweight, this tractor provides excellent manoeuvrability and reduced soil compaction, making it ideal for vegetable farming, greenhouse operations and overhead trellis systems. Due to its agility, the **Mistral2** is equally at home in orchards, vineyards and municipal applications like maintenance of green areas.

More efficient and eco-friendly than ever, the **Mistral2** is powered by a Stage V Kohler KDI 1903 TCR 1.9-litre, three-cylinder turbo aftercooled engine that delivers 49 and 57 hp and achieves maximum torques of 180 and 200 Nm already at 1200 rpm, the best torque values in its class. The transmission with steering-column synchro shuttle provides 12 FWD + 12 REV speeds that can be increased to 16 FWD + 16 REV with the addition of a creep speed unit. With a minimum height of only 1230 mm from the ground for the STD version and 1130 mm for the GE version, the **Mistral2** boasts the lowest bonnet in its class; this makes for enhanced visibility to the front and easy operation in low-clearance situations. Featuring a minimum width of only 1260 mm, the **Mistral2** is also the most compact model in the specialty tractor segment. In addition, the tractor's tight turning radius and the wheelbase of only 1790 mm, the shortest in its class, make headland turns easier and faster, thereby reducing working time, fuel consumption and operator fatigue. In line with the brand's tradition, the **Mistral2** fully responds to customer demand for innovation, productivity and comfort.



## THE VERSATILE SPECIALIST

The **REX3** specialty tractor from Landini combines a compact footprint with extreme manoeuvrability and versatility. It comes in two versions: **REX3 F** for work in vineyards and between tight orchard rows and **REX3 GE** for low orchards and vineyards, overhead trellis systems and tunnel crops. Both versions are equally at home in municipal applications. The driving position is available in three versions: ROPS, low-profile cab and standard cab. Creature comforts of the standard cab include a functional monitor bracket. Both models in the range are powered by Kohler 2.5-litre, 16-valve, 4-cylinder engines that deliver 68 hp and 75 hp. The Engine Memo Switch saves and manages the engine revs. The Stage V after-treatment system is fitted beside the bonnet to keep the tractor compact while improving visibility and manoeuvrability. The synchro shuttle transmission provides up to 16 FWD + 16 REV speeds with creeper.

With an external width of 1350 mm, a minimum height to steering wheel of 1265 mm and a wheelbase of only 1950 mm, the **REX3** combines an extremely compact footprint with a tight turning radius. This allows for easy manoeuvrability in confined spaces, thereby reducing working time, operator fatigue and fuel consumption. To maximise tractor versatility, the **REX3** comes with supports for the attachment of mid-mounted implements that can be used in combination with a front hitch and PTO. True to Landini tradition, the **REX3** offers a perfect combination of innovative technology, uncompromising comfort and productivity.

## HIGHLIGHTS

- The **REX3** tractor is designed for total versatility and compatibility with rear-, front- and mid-mounted implements. Front PTO and front hitch with up to 1000 kg lift capacity.
- Kohler Stage V 2.5L, 4-cylinder engines deliver 68 and 75 hp and achieve maximum torque at low engine rpm.
- DOC/DPF exhaust after-treatment without regeneration for enhanced efficiency and productivity. System located beside the bonnet to keep a compact size and maximise operator visibility.
- The Engine Memo Switch stores and recalls the optimal engine revs for smoother headland turns.
- Front axle with electrohydraulic differential lock and four-wheel drive braking.



### MID-MOUNT SUPPORTS STANDARD

The **REX3** becomes even more versatile with new mid-mount supports. These factory fitted supports allow the attachment of implements specifically designed to work between crop rows or in confined spaces where a reduced footprint is required.



### WAFFLE RIMS


Landini fits on **REX3** specialty tractors waffle rims designed for open field tractors. These high-strength wheel rims will support heavier loads and improve stability both in the field and on the road, enhancing driving comfort and safety.



### LOW-PROFILE MONOCOQUE CAB

With a width of 116 cm at the base and 86 cm at the top and a height of 187 cm from the ground, the low-profile cab of the **REX3** causes no damage to foliage. Designed with comfort in mind, this cab features wide access doors, a tilt steering wheel, a multifunctional console, climate control system, radio and backup camera. All control levers are located close to driver, leaving the central tunnel uncluttered.





# REX4 CAB

## HIGHLIGHTS

- **REX4 Cab** tractor available in four versions: **F** for orchards, **S** for narrow-row orchards, **V** for vineyards, **GT** for wide-row orchards and open field.
- High-visibility cab; optionally available with Category 4 activated carbon air filter.
- RoboShift transmission with HML: three-speed on-the-go powershift with automated gear shifting and speed control via an electronic multifunction controller.
- Electrohydraulic power shuttle with electronically adjustable shuttle response.
- Maintenance intervals extended up to 1000 hours.
- Hydraulic system with dual pump providing 30 + 58 l/min or triple pump providing 36 + 58 + 30 l/min. Up to 88 l/min flow rate for hitch and remotes. The system supplies 54 l/min already at 1500 rpm.
- Front and rear ISOBus connection. The innovative ISOBus Green system guarantees maximum compatibility with all mechanical and hydraulic implements.
- Landini Farm and Landini Fleet & Remote Diagnostics Management systems for efficient management of your farm and tractor fleet.



### DYNAMIC TRIM LEVEL: COMFORT AND PRODUCTIVITY

New features include: RoboShift transmission with 12 robotised speeds; multifunction armrest and multifunction joystick for control of key tractor functions such as the automated headland management, electronic rear hitch, electrohydraulic remote valves, and air-suspended swivel seat with integral armrest.



### ADVANCED DRIVING SYSTEM

Managing tractor and implement functions simultaneously requires great care. The innovative ADS assisted driving system enables the operator to fully concentrate on the task at hand. Every information on the implements used is constantly displayed on screens that can be fitted onto a functional monitor bracket.



### CAB AND FRONT SUSPENSION FOR CONVENIENT OPERATION

The cab is mounted on a Hydro silent block suspension system or optionally on spring-type shock absorbers allowing a vertical travel of up to 60 mm. For the F, S and GT models a suspended front axle is available to effectively reduce vibration levels and enhance ride comfort.

## THE KING OF STAGE V SPECIALTY TRACTORS

The **REX4** tractor range from Landini sets a world benchmark for row-crop tractors. Available in F, S, V and GT versions, the **REX4** Cab stands out for the sleek, dynamic lines of its bonnet with Full LED lights seamlessly integrated into the front grill and for its high-visibility cab with flat-deck platform and extendable mirrors that give this tractor an automotive look and feel. The new **REX4** Cab tractors are powered by Stage V Deutz 2.9-litre, 4-cylinder turbo intercooled engines with common rail injection system and power ratings from 75 to 112 hp. The DPR/DOC/SCR after-treatment system is located under the bonnet to keep the tractor front uncluttered for maximum visibility while maintaining a compact size. The transmission provides 12 FWD + 12 REV speeds with synchro shuttle and up to 48 FWD + 16 REV speeds with RoboShift HML powershift and power shuttle. Control of speeds and of the three-stage powershift is via a multifunction controller. The hydraulic system can be equipped with either an 88 l/min dual pump or a 124 l/min triple pump. The electronic rear hitch has a lift capacity of 2700 kg and is available on request with up to 3400 kg lift capacity for the **REX4** GT. The rear PTO is available with a choice of four speeds. A front hitch with 1700 kg lift capacity and a 1000-rpm front PTO are supplied as an option. For added versatility, the **REX4** Cab can be fitted with a mounting frame for mid-mount implements. The tractor can be equipped with: ADS+ and satellite guidance system for maximum ease and accuracy of operation; ISOBus terminal for efficient implement control; Fleet & Remote Diagnostics Management for monitoring the fleet, analysing the fleet data and perform diagnostics remotely; Landini Farm for efficient farm management.



# REX4 PLAT

## GREAT COMFORT FOR INCREASED PRODUCTIVITY

The innovative **REX4** from Landini has become a true worldwide benchmark for specialty row-crop tractors. Supplied in F, GE, GB and GT versions, the **REX4 Plat** is available with either ROPS or a high-visibility low-profile cab specially designed for low-clearance applications. The **REX4 Plat** is tailored around the operator's specific needs: Full LED lights, flat-deck platform mounted on silent blocks to reduce vibration levels, easy-to-access driving position, optimal steering wheel to seat distance, ergonomic controls. The **REX4 Plat** tractors are powered by Stage V Deutz 2.9-litre, 16-valve, 4-cylinder turbo intercooled engines with common rail injection system and power ratings from 75 to 112 hp. The transmission provides 12 FWD + 12 REV speeds with synchro shuttle and up to 48 FWD + 16 REV speeds with HML three-stage on-the-go powershift and reverse power shuttle. The open-centre hydraulic system can be equipped with either a dual pump providing 30 + 58 l/min for a total flow of 88 l/min or a triple pump supplying 36 + 58 + 30 l/min for a total flow of 124 l/min, with 88 l/min being supplied to the hitch and remotes. The system provides a flow rate of 54 l/min already at 1500 rpm. Also available are an electronic rear hitch with a lift capacity of 2700 kg and of up to 3400 kg for the REX4 GT and a front hitch with a lift capacity of 1700 kg. Designed with a strong focus on operator comfort, the REX4 really knows how to stand out for its design, versatility and productivity.

The tractor can be equipped with: ISObus terminal for efficient implement control; Fleet & Remote Diagnostics Management for monitoring the fleet, analysing the tractor data and perform diagnostics remotely; Landini Farm for efficient farm management.

## HIGHLIGHTS

- **REX4** Plat tractor available in four versions: F for orchards, GE for low orchards, GB for greenhouses and overhead trellis systems, GT for wide-row orchards and open field.
- Low-profile cab available as an option for unmatched compact size and maximum comfort all year round.
- Full LED lights and Landini Bluelcon Limited Edition with metallic blue finish and matte black wheel rims for efficiency and style.
- Suspended front axle for the F and GT versions for maximum comfort in the field and on the road.
- Maintenance intervals extended to 1000 hours.
- Wide choice of tyres. Set of high-speed rims available as an option.
- Front and rear ISObus connection. The innovative ISObus Green system guarantees maximum compatibility with all mechanical and hydraulic implements.
- Landini Farm and Landini Fleet & Remote Diagnostics Management systems for efficient management of your farm and tractor fleet.



### REX4 GB GRAN BASSO, THE ULTRA-LOW VERSION

The REX4 GB is a super compact tractor with a height to the steering wheel of only 1330 mm, which makes it ideal for tunnel and greenhouse crops as well as for working under overhead trellis systems and low-hanging crops. On all versions of the REX 4-080 model, the bonnet is lowered by an additional 55 mm.



### STAGE V AFTER-TREATMENT SYSTEM TUCKED UNDER THE BONNET

The engines of the REX4 Plat tractors meet Stage V emission regulations using DPF, DOC, SCR and AdBlue technologies. The after-treatment package is fitted under the bonnet to keep a compact size for optimum visibility and reduced tractor footprint.



### LANDINI FLEET MANAGEMENT

The Landini Fleet Management monitors the activities of your tractor fleet in real time: consumptions, hours of operation, worked surface and remote diagnostics for enhanced productivity. A 1-, 3- or 5-years Fleet Management subscription will give subscribers access to the Landini web portal.



# SERIE 5 HC

## HIGHLIGHTS

- Powerful and efficient FPT F36 engine with up to 102 hp.
- Power Four electrohydraulic transmission with two-speed Hi-Lo powershift.
- Open-centre hydraulic system with up to 62 l/min dual pump.
- Ground clearance of up to 700 mm.
- Landini Fleet & Remote Diagnostic Management.

## THE TRUE HORTICULTURE SPECIALIST

The **Serie 5 HC** is the untiring specialty tractor for vegetable crops from Landini. Designed for superior comfort and productivity, the **Serie 5 HC** tractor is ideally suited for planting, fertilising, irrigating and harvesting vegetables, fruits, corn, rice and other crops. Featuring large-diameter equal-sized wheels with narrow tyres, the **Serie 5 HC** achieves a ground clearance of up to 700 mm. This high clearance is useful to protect delicate crops minimising potential contact damage. The tractor also provides minimal soil compaction and with its impressive agility and small turning radius makes manoeuvring at headlands and in tight spaces easier than ever. The narrow tyres are type-approved for road transport. The **Serie 5 HC** tractor is available with two power outputs, 95 hp and 102 hp. Designed to enhance operator comfort, the spacious Total View Slim cab offers a flat floor; a driver's seat with optional air suspension system; a telescopic tilt-adjustable steering column that tilts with the instrument cluster; ergonomically-placed, intuitive controls; automotive-grade fit and finish and roof-integrated air-conditioning to maintain a comfortable working environment all year round.

### FPT F36 ENGINES FOR MAXIMUM EFFICIENCY

The **Serie 5 HC** tractors are powered by FPT F36 3.6-litre, 16-valve, 4-cylinder turbo engines with intercooler and common rail injection system that meet the Stage V/ Tier 4 Final emissions regulations and deliver 95 and 102 hp. The exhaust after-treatment system is tucked away under the bonnet to ensure full visibility during work.



### TOTAL VIEW SLIM CAB FOR ALL-ROUND VISIBILITY

The fully-glazed four-post cab provides unobstructed view in every direction, making manoeuvring in tight spaces and at headlands easier and safer. Up to 10 LED work lights ensure optimum visibility during night work.



### POWER FOUR ELECTROHYDRAULIC TRANSMISSION

The Power Four Hi-Lo doubles the gears of the main transmission providing 24 FWD and 24 REV speeds. The creeper increases speeds to 32 FWD and 32 REV. The Power Four transmission features a steering-column synchro or power shuttle and a de-clutch button allowing operator to shift through all gears without use of the clutch pedal.





## LANDINI CRAWLER TRACTORS: SHEER PULLING POWER

### Unstoppable

Known worldwide for epitomising work under extreme conditions, the Landini **Trekker4** is always up for a challenge. Designed to provide maximum safety on steep slopes, this crawler tractor delivers superior pulling power for heavy tillage work while reducing soil compaction after ploughing and around orchard trees. Powerful, versatile, productive, comfortable and safe, the **Trekker4** crawler tractor is unstoppable.

### Capable

Daring to go where others won't, the **Trekker4** amazes with its pulling capacity, tractive force, flotation capability, stability and manoeuvrability. Key features of the **Trekker4** crawler tractor include: a responsive engine for safe operation and productivity on sloping and difficult ground conditions, a highly configurable transmission and hydraulic system, remote valves with conveniently-located quick couplers, a sturdy rear hitch, an oil cooler and auxiliary oil tank, rubber tracks for superior traction. Efficient and safe, the **Trekker4** is the ideal choice for farmers looking for a tractor that goes beyond the limits.

### Comfortable

The **Trekker4** is designed to ensure safe operation on rough terrain, steep slopes and muddy grounds while providing maximum ride comfort. The air suspension seat offers best comfort on rough grounds, while servo-assisted levers enable smooth steering of the tractor. Ergonomically-arranged controls provide easy and intuitive control of key tractor functions. New iso-mounted cabs with optimum sound insulation and climate control protect the operator from dust and vibrations while providing excellent all-round visibility. This enhances operator comfort and reduces fatigue, while improving tractor performance and productivity.

CRAWLER TRACTORS





# TREKKER4

## HIGHLIGHTS

- Metal tracks 310 to 450 mm wide; rubber shoes 400 mm wide.
- Mechanical transmission entirely designed and manufactured by Landini: 4 speeds and 2 ranges providing a total of 16 FWD + 8 REV + 8 REV gears with overdrive or creeper.
- 85-litre fuel tank for long operating times without refuelling.
- Air suspension seat with armrests to isolate operator from vibrations for maximum ride comfort.
- Rear hitch Category 2 with 3150 kg lift capacity; lift capacity can be increased to 4500 kg with two assistor rams.


## THE UNSTOPPABLE SPECIALIST

Available in two versions, **F** for orchards and vineyards and **M** for hillside applications, the **Trekker4** crawler tractors from Landini combine constant grip and superior traction with low ground pressure, ensuring safe performance on all terrains and steep inclines. Equipped with sound insulation and climate control, the iso-mounted cab keeps vibrations down and provides full all-round visibility. The driving position offers an air suspension seat, a redesigned dashboard and side console with ergonomic and intuitive controls, radio system and automotive-style suspended pedals. The Deutz AG 2.9L, 8-valve, 4-cylinder turbo aftercooled engines meet Stage V emission standards and deliver 75 and 112 hp. The fuel tank has a capacity of 85 litres. The 16/8 synchro shuttle transmission can be fitted with an overdrive to achieve 15 km/h or a creeper providing speeds as low as 300 m/h. The dual-pump hydraulic system supplies 42 l/min to the hitch and remotes and 28.5 l/min to the steering system and operates up to five remote valves with six quick couplers and flow control system. The rear hitch has a standard lift capacity of 3150 kg, which can be increased to 4500 kg with twin assistor rams. The **Trekker4 F** can be fitted with 310 or 360mm semi-lubricated steel tracks, while the **Trekker4 M** comes with 400 or 450mm extra-large lubricated tracks. Rubber shoes are 400mm wide. Efficient, versatile, comfortable and safe, the **Trekker4** is unstoppable even on the toughest and steepest terrains.



### HYDRAULIC SYSTEM TAILORED TO YOUR NEEDS

Flexible and highly customisable, the dual-pump hydraulic system of the **Trekker4** supplies 42 l/min to the rear hitch and to up to five remote valves and 28 l/min to the Hi-Drive steering equipment for maximum driving comfort. The system can be optionally equipped with up to six hydraulic couplers at the front.



### DRIVING POSITION DESIGNED FOR COMFORT


The driving position is designed for enhanced ride comfort. A large driver's seat with air suspension and armrests options, a dashboard with digital instrument cluster, a side console with redesigned controls – everything is accurately designed to improve ergonomics and ease of use.

### ISO-MOUNTED CAB: COMFORTABLE AND SEALED FROM DUST AND MOISTURE

The high-visibility cab of the **Trekker4** is a six-post design with slightly protruding doors and telescoping mirrors. The cab is mounted on a 'Hydro' silent block suspension system which reduces vibration and operator fatigue. The interior is fully air-conditioned and features an automotive-grade fit and finish and an air suspension seat for enhanced operator comfort.

# CAB





# TREKKER3

## THE MOST COMPACT CRAWLER TRACTOR IN ITS CLASS

Landini expands its range of crawler tractors with the innovative **Trekker3 Compact**, a tracked tractor specially designed for use in narrow-row orchards and vineyards. Compact, nimble and efficient, the **Trekker3 Compact** will tackle tough terrains and steep inclines with ease, reaching where conventional tractors cannot reach.

# COMPACT

### 1 COMFORT

The platform is suspended on Hydro silent blocks to isolate the driving position from engine heat and to reduce vibrations generated by rough terrain and mechanical parts, ensuring a level of comfort never before achieved.

### 2 PERFORMANCE

The super compact STAGE V KOHLER KDI 2504 2.5-litre, 75-hp, four-cylinder turbo aftercooled engine with common rail injection system is designed for maximum efficiency and long-lasting performance.

### 3 RELIABILITY

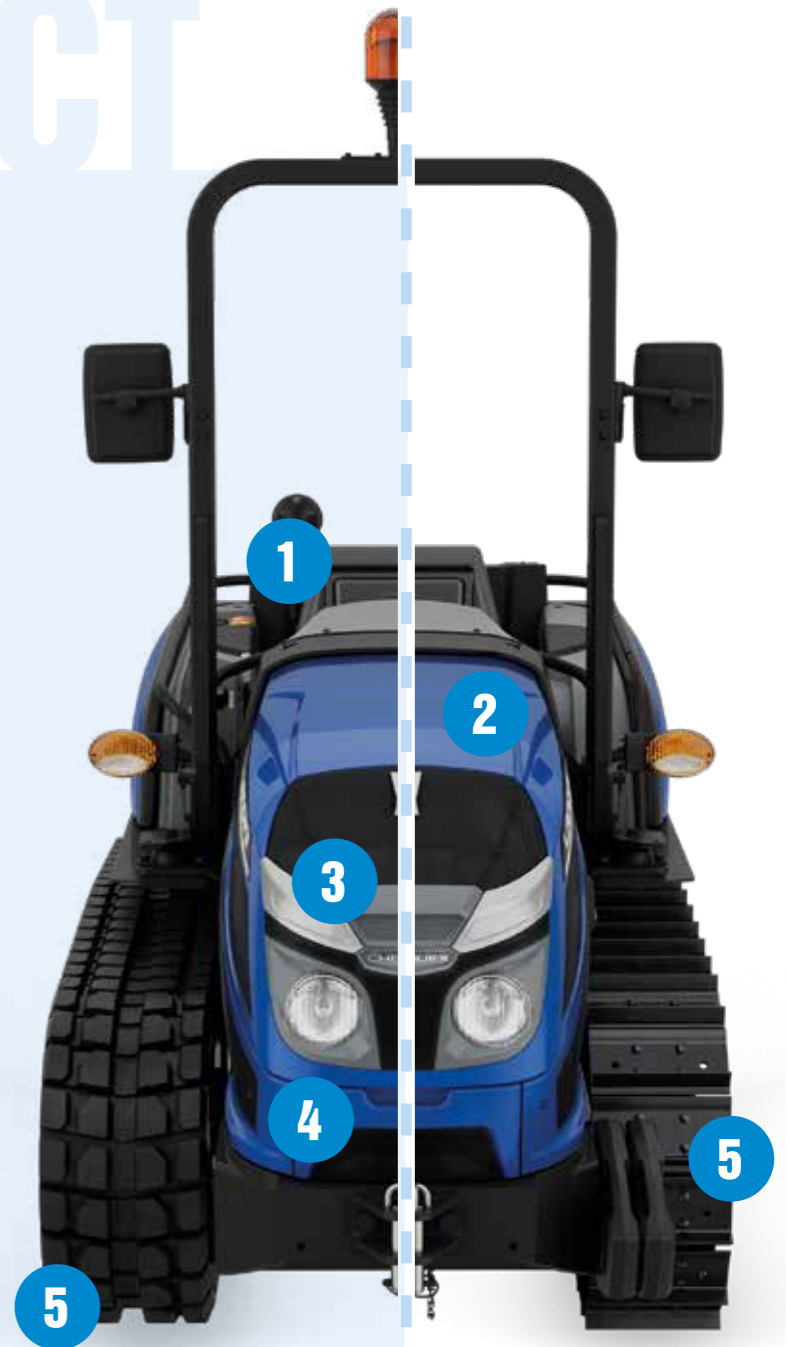
The rugged Speed Four transmission offers four synchronised gears and two ranges. The creeper provides up to 16 FWD + 8 REV gears and allows a minimum speed of 1,2 km/h.

### 4 COMPACT DESIGN

With a minimum width of only 1150 mm and a ground clearance of 230 mm, the **Trekker3 Compact** ensures excellent manoeuvrability, agility and safety, delivering high levels of efficiency even in the most challenging conditions.

### 5 TRACTION

Thanks to a wide range of rubber and steel tracks to suit every need, the **Trekker3 Compact** always ensures a traction comparable to higher-horsepower conventional tractors, while minimising soil compaction.





UTILITY TRACTORS

## UTILITY TRACTORS: READY FOR THE FIELD

### Design

Every tradition has a beginning. The history of multi-purpose tractors starts with Giovanni Landini over 130 years ago. A true passion of the family, Landini utility tractors are recognised worldwide for their innovative design. Being part of the large Landini community means relying on fully Italian-made sturdy, dependable and unstoppable machines.

### Versatility

Based on the expertise acquired in over 130 years of experience in the field, Landini utility tractors respond to the flexibility needs of modern farm businesses. Designed and built from the scratch around the farmers needs, these tractors ensure uncompromising performance and ultimate versatility. Landini utility tractors are also versatile in their equipment: each tractor is unique and can be configured to suit every farmer's needs in order to ensure maximum efficiency.

### Size

Landini utility tractors are perfect in size. They are not too big, so they work with ease between orchard and vineyard rows and allow simple manoeuvring inside barns and sheds ensuring fast, fatigue-free operation. But at the same time they are not too small for the job, they just provide the traction, grip and stability that are required both in the field and on the road. Capable of handling virtually any job on the farm—including ploughing, harrowing, mowing, haymaking, orchard work, transport and much more besides—the Landini utility tractors are the true all-rounders of modern agriculture.



# SERIE 4

## HIGHLIGHTS

- Three models delivering 61 hp, 68 hp and 75 hp. All models are without AdBlue.
- Speed Four transmission with 24 FWD + 24 REV speeds and mechanical Hi-Lo.
- Power Four transmission with 12 FWD + 12 REV speeds and power shuttle.
- Mounting frame for factory-fit Landini front loader.
- Open-centre hydraulic system with 52 l/min flow rate.
- 540/540E PTO plus ground speed.
- Landini Farm and Landini Fleet & Remote Diagnostics Management systems for efficient management of your farm and tractor fleet.


## THE ALL-ROUNDER THAT DOES IT ALL

Simple and functional, the **Serie 4** light utility tractor from Landini is a true all-rounder, capable of handling any job on the farm. Specially designed for operations in wide-row vineyards and orchards as well as for ploughing, tilling and harrowing small plots of land, this tractor is equally perfect for sowing and haymaking. Compact and easy to handle, the **Serie 4** is ideal for use inside barns and sheds as well as for safe operation on steep slopes and efficient road transport. The innovative Total View Slim cab is designed according to automotive standards for maximum safety and comfort. Cab key features include: low-profile roof with a transparent hatch for maximum visibility, flat floor and a highly-efficient climate control system. All controls are ergonomically designed for ease of use and allow intuitive control of the 12/12 power shuttle transmission and of the 24/24 synchro shuttle transmission with mechanical Hi-Lo. The three models in the range deliver power ratings of 61 hp, 68 hp and 75 hp, all without AdBlue. Other key features include a specially-built transmission, 4WD front axle with limited slip differential, 2110 mm wheelbase, mechanical rear hitch with 3000 kg lift capacity, optional front hitch and PTO, hydraulic system with up to 52 l/min flow rate and a urea-free after-treatment system for improved fuel economy and reliability. When you choose Landini, you are choosing a reliable partner offering cutting-edge technology, simplicity and versatility – as per tradition.



### LANDINI FRONT LOADERS

Designed specifically to fit the **Serie 4** tractor range, the Landini front loaders are easy to mount and remove and allow the use of a wide range of implements. The ergonomic joystick control and the transparent roof hatch further enhance comfort and productivity.



### TWO-SPEED PTO

The **Serie 4** features a rear 540/540E PTO with ground speed. A push button enables smooth and modulated engagement of the PTO, ensuring a soft start-up of the implement.

### ROPS VERSION

The ROPS version of the **Serie 4** features an iso-mounted platform designed to minimise vibrations. Spacious and easy to access, the driving position provides a high level of comfort, reducing operator fatigue. All controls are ergonomically arranged and user-friendly. The two-post ROPS folds down to allow the tractor to work under low fruits or vines and between narrow row spacings.





5-085

HIGHLIGHTS

- FPT F34 3.4L, 75-hp engine providing 375 Nm torque at 1400 rpm, without AdBlue.
- T-Tronic transmission with RoboShift: 3 powershift speeds (HML) and 4 robotised ranges.
- SmartPilot joystick for control of all tractor functions.
- Front axle with brakes, full locking differential and electrohydraulically operated four-wheel drive.
- Open-centre hydraulic system with dual pump: 56 l/min for remote valves and 32 l/min for steering.
- Rear hitch with 3900 kg lift capacity. Front hitch with 1700 kg lift capacity.
- Up to 34" rear tyres.
- Designed specifically to match the 5-085 model, the sturdy L15 front loader from Landini enhances tractor versatility and productivity.
- New ADS+ steering system for improved comfort and productivity.
- Landini Farm and Landini Fleet & Remote Diagnostics Management systems for efficient management of your farm and tractor fleet.

UNIQUE OF ITS KIND

The Landini **5-085** is a unique utility tractor that surprises with its efficiency, versatility and fuel economy. Delivering 75 hp, the **5-085** meets the Stage V/Tier4 Final emission regulations without using a urea-based emissions reduction system. This solution not only generates continuous, significant cost savings but also reduces time-consuming checks. This amazing tractor is equipped with a powerful 3.4L engine capable of fully using its 75 hp. Designed to provide outstanding traction, including on tough ground, the engine of the **5-085** delivers up to 56% torque backup, the best in the market. The T-Tronic transmission with RoboShift HML powershift can be conveniently controlled from the SmartPilot joystick. The open-centre hydraulic system features a dual pump that delivers 56 l/min to the remote valves and 32 l/min to the steering circuit. The system can be equipped with up to three rear-mounted and two mid-mounted remote valves and with a flow divider that directs the flow from one remote to two separated outlets, allowing operator to control up to six different hydraulic functions. The **5-085** tractor features 34-inch tyres for improved ground clearance and can be equipped with up to 10 LED work lights. Its powerful performance makes the **5-085** ideally suited for soil preparation activities, while its excellent weight-to-power ratio makes it great for transport on steep slopes. Its compact size also makes it perfect for use inside barns and sheds. Combining the agility of light, compact tractors with the power of utility tractors, the Landini **5-085** is truly unique of its kind.

FPT F34 ENGINE: HIGH PERFORMANCE AND FUEL ECONOMY

FPT F34 3.4L engine with 375 Nm at 1400 rpm and up to 56% torque backup: it looks like you have 15 hp more. With its 75 hp, this engine meets the Stage V/Tier4 Final standards without using urea-based after-treatment, so tractor running costs are reduced.



STURDY AND NIMBLE FRONT AXLE FOR TOTAL RELIABILITY

The rigid front axle of the **5-085** further enhances the tractor's compact size and agility. Sturdy and reliable, this axle ensures maximum stability in the field and on the road. With its high ground clearance and its 55° steering angle, the **5-085** tractor provides excellent manoeuvrability in confined spaces.



T-TRONIC TRANSMISSION WITH ROBOSHIFT

The T-Tronic transmission with RoboShift offers 3 powershift speeds (HML) and 4 robotised ranges providing 36 FWD + 12 REV speeds. The de-clutch button and the reverse power shuttle allow user to shift through all gears and change from forward to reverse without using the clutch pedal. The Stop&Action function allows clutchless stopping of the vehicle.





# SERIE 5

## HIGHLIGHTS

- FPT F36 3.6L engine delivering up to 114 hp.
- Suspended cab with air suspension seat, ergonomic controls, automotive-grade fit and finish and low-profile roof.
- T-Tronic transmission with RoboShift: 3 powershift speeds (HML) and 4 robotised ranges.
- Suspended front axle with brakes, full locking differential and electrohydraulically operated four-wheel drive.
- Open-centre hydraulic system with 82 l/min pump.
- Electronically-controlled rear hitch with up to 4500 kg lift capacity.
- Front hitch and front PTO for maximum versatility.
- New ADS+ steering system for enhanced comfort and productivity.
- ISObus system and Precision Steering Management.
- Landini Farm and Landini Fleet & Remote Diagnostics Management systems for efficient management of your farm and tractor fleet.



### SERIE 5 – ROPS VERSION

The tractor platform is mounted on silent blocks to reduce vibration and operator fatigue. The easily accessible driving position and the roomy interior further enhance operator comfort. Additional features include ergonomically-designed, intuitive controls and a folding ROPS with detachable sunroof.

## MAXIMUM EFFICIENCY IN EVERY APPLICATION

With a level of performance comparable to higher-class vehicles, the Landini **Serie 5** tractor surprises with its great versatility and comfort. Ideally suited to handle field work such as ploughing, tillage and harrowing, this utility tractor is equally perfect for sowing and haymaking, barn and stall maintenance and transport tasks. The suspended four-post cab ensures all-round visibility and automotive-grade comfort. The SmartPilot joystick provides easy control of key tractor functions such as the transmission, reverse power shuttle, rear hitch and PTOs. The cab features a low-profile roof for easy access to low-ceiling barns and a transparent roof hatch for extra visibility during front loader operations. The FPT 3.6L engine meets Stage V emissions regulations and delivers up to 114 hp. The T-Tronic transmission with RoboShift offers 3 powershift speeds (HML) and 4 robotised ranges. The hydraulic system is equipped with a pump that provides a flow rate of 82 l/min for efficient operation of all hydraulic functions and up to six remote valves. Available options include: Landini front loader; front hitch and front PTO; satellite-based guidance system for maximum working accuracy; ISObus system for efficient implement control; Fleet & Remote Diagnostics Management for monitoring the fleet, analysing the tractor data and performing diagnostics remotely; Landini Farm for efficient farm management.

### ADS+ STEERING SYSTEM FOR MORE COMFORT AND PRODUCTIVITY

The new ADS+ steering system represents the evolution of efficiency. The system, which is prepared for satellite-based guidance, corrects unwanted tractor movements caused by terrain irregularities and realigns the wheels after a turn; adjusts the steering wheel's stiffness according to the speed of the vehicle and halves the number of steering wheel revolutions required to turn the tractor.

### SUSPENDED CAB AND SUSPENDED FRONT AXLE

The suspended cab and suspended front axle isolate the operator from shocks and vibrations creating a safe and comfortable work environment that reduces operator fatigue and increases productivity. A highly-efficient sound insulation system reduces the noise level inside the cab.

### T-TRONIC TRANSMISSION WITH ROBOSHIFT

The T-Tronic transmission with RoboShift offers 3 powershift speeds (HML) and 4 robotised ranges providing 36 FWD + 12 REV speeds. The de-clutch button and the reverse power shuttle allow user to shift through all gears and change from forward to reverse without using the clutch pedal. The shuttle response is electronically modulated.





# SERIE 6H

## HIGHLIGHTS

- Maximum comfort: iso-mounted cab and air-suspended seat.
- Low-profile cab roof for easy access to low farm buildings.
- Agriculture 4.0: 8.4-inch tablet-like touch screen display.
- FPT F36 3.6L engine delivering up to 127 hp.
- Hi-eSCR2 after-treatment system to meet Stage V emissions regulations.
- T-Tronic transmission with HML three-stage Powershift.
- Suspended front axle with brakes, full locking differential and electro-hydraulically operated four-wheel drive.
- Closed-centre hydraulic system with 110 l/min flow rate for enhanced performance.
- Rear four-speed PTO.
- Rear hitch lift capacity: 6000 kg.

## SERIE 6H, THE ULTIMATE DO-IT-ALL TRACTOR FOR YOUR FARM

The new **Serie 6H** is a utility tractor range designed with versatility in mind. Whether in the field, on the farm or on the road, this nimble tractor can safely and efficiently handle virtually any job around the farmstead. The short wheelbase makes it extremely agile and manoeuvrable. The four-post Total View Slim cab with either mechanical or silent-block suspension and the suspended front axle provide exceptional all-round visibility and greater traction for enhanced ride comfort. The low-profile cab roof features a FOPS protection for easy access to low buildings and a transparent hatch for extra visibility during loader operation. The tractor further features an ergonomic joystick and ten Full LED lights for working in low-light conditions. The 6H tractors are powered by FPT F36 16-valve, 3.6-litre engines that meet Stage V emissions regulations and deliver up to 127 hp. With a maximum torque of 518 Nm at 1300 rpm, these engines reduce fuel consumption by 10%. The engine bonnet tilts open 90 degrees and the radiator coolers open fully from a single latch to provide fast and easy cleaning. The 36/12 T-Tronic transmission with three powershift steps (HML) and power shuttle provides a top speed of 50 km/h. A creep speed unit with 48 FWD and 16 REV gears ensures speeds as low as 300 m/h. The tractor is further equipped with Park Lock for added safety when parking on steep inclines, a front hitch with 2250 kg lift capacity and an electronic rear hitch that lifts up to 6000 kg. The closed-centre hydraulic system has a total flow of 110 l/min and ensures efficient operation of seven remote valves. The PSM system for precise satellite-based guidance, the efficient control of ISObus-compatible implements, the Fleet & Remote Diagnostics Management for remote fleet control and diagnostics and the Landini Farm system for efficient farm management help reduce operating costs and increase productivity.



### SUSPENDED AXLE: TRACTION, STABILITY, SAFETY

The front axle suspension reduces vibration levels, thereby improving operator comfort. Optimum weight distribution ensures efficient power transfer to the ground, maximising traction, stability and manoeuvrability. The four-wheel drive and the full locking differentials further improve driving control and safety.



### T-TRONIC TRANSMISSION FOR MAXIMUM EFFICIENCY

The T-Tronic electrohydraulic transmission with three powershift steps (HML) provides 36 forward and 12 reverse gears and ensures a top speed of 50 km/h at low engine rpm. The de-clutch button and the power shuttle allow the operator to shift through all gears and change from forward to reverse without using the clutch pedal.



### POWERFUL FRONT HITCH FOR PRECISE IMPLEMENT OPERATION

Designed to ensure precise implement control, the front hitch of the **SERIE 6H** can lift up to 2250 kg and is compatible with Landini L30 front loaders and front PTO. A full range of ballast weights ensures optimum tractor balance in any situation.





OPEN FIELD TRACTORS

## LANDINI TRACTORS: EXCELLENCE IN THE OPEN FIELD

### Quality

Quality speaks for itself. Anyone who has tried a Landini tractor at least once knows why. Landini tractors are the result of an expertise that cannot be improvised but is built on the experience of those who have been designing and manufacturing tractors for over 130 years. So when you opt for a Landini open field tractor, you know you are choosing unparalleled quality. Because Landini tractors are excellent by tradition.

### Comfort

For its open field tractors, Landini has developed a really comfortable cab. Inside everything is simple, functional and within easy reach. The interior features a high-quality automotive-grade fit and finish. The instrument cluster and the steering column are electrically adjustable in height and tilt. The driver's seat is fully equipped with comfort features and a highly efficient climate control system maintains the desired cab temperature whatever the outdoor weather conditions. Based on advanced ergonomic studies, all controls are arranged in a logical and intuitive manner for maximum comfort and ease of operation. Choosing an open field tractor from Landini means you will be able to drive your tractor right away, without stress and time wasted. Offering high quality, operating comfort and total reliability, Landini is the ideal partner to boost your productivity.

### Simplicity

Open field tractor technology is becoming increasingly complex. As a result, farmers have to face high employee training costs or rely on agricultural contractors to keep their farms running. Landini knows this and has chosen to take a different route, combining state-of-the-art technology with extreme ease of use. To meet this challenge, Landini has adopted a farmer-centred design approach which allows the user to concentrate on the task at hand instead of staying focused primarily on tractor operation. The Landini open field tractors are designed to be highly configurable and customisable to each farmer's specific requirements. This ensures customers get only what they need, eliminating unnecessary costs.





# SERIE 6RS


## HIGHLIGHTS

- FPT NEF45 Stage V engine delivering up to 155 hp.
- Robo-Six transmission with 6 powershift speeds and 4 ranges.
- IFS suspended front axle and suspended cab.
- SmartPilot all-in-one joystick controller.
- Closed-centre hydraulic system (CCLS) with up to 114 l/min flow rate.
- High Visibility cab with panoramic roof with FOPS protection and integrated hatch.
- ISObus & PSM - Precision Steering Management.
- Landini Farm and Landini Fleet & Remote Diagnostics Management systems for efficient management of your farm and tractor fleet.
- Front hitch and PTO
- Max tyre size: 600/65R38. Gross vehicle weight: 9500 kg



### SMARTPILOT JOYSTICK, A TRUE ALL-IN-ONE CONTROLLER

Integrated into the ergonomic right-hand armrest, the innovative SmartPilot multifunction controller allows easy and intuitive control of key tractor functions such as the powershift transmission, reverse shuttle, hydraulics, front hitch, rear hitch and front loader.



### ROBO-SIX TRANSMISSION, NOTHING BUT GREAT PERFORMANCE

Robo-Six is the next-generation transmission of the Serie 6RS tractors. Designed specifically to enhance the tractor performance, this transmission features 6 powershift speeds and 4 ranges offering 24 FWD + 24 REV gears. In addition, a creep speed option provides 40 FWD + 40 REV speeds. The Robo-Six transmission enables travel speeds of up to 50 km/h at reduced engine rpm.



### THE HIGH VISIBILITY CAB TAKES EFFICIENCY TO A WHOLE NEW LEVEL

Greater visibility improves efficiency: the innovative High Visibility cab with its see-through sunroof and FOPS protection provides unequalled all-round visibility for safe haymaking and front loader operations.

## SUPER VERSATILE, SUPER EFFICIENT... SIMPLY SUPER

The Serie 6RS tractor is designed for farmers looking for high levels of efficiency, versatility and comfort both in the field and around the farm. Developed to meet the multifarious needs of modern farms, this do-it-all tractor will handle a wide array of field tasks such as sowing, ploughing, harrowing and haymaking, but will perform equally well inside barns and sheds as well as for front loader and transport operations. The High Visibility cab features a high-quality automotive-grade fit and finish, ergonomic controls, an innovative SmartPilot controller, a 12-inch touch screen monitor with new menus and 14 full-LED lights for optimum illumination of the working area in low light conditions. Combining a mechanical cab suspension and an independent front axle suspension, the Serie 6RS ensures excellent pulling power and ride comfort on all terrains. The 90-degree tilting bonnet and the radiator coolers opening from a single latch make for quick and easy maintenance. The Serie 6RS tractors are powered by FPT NEF 45 4.5L, 16-valve, 4-cylinder engines that meet Stage V emissions regulations and deliver up to 155 hp. The Robo-Six transmission with 6 powershift speeds and 4 ranges provides 24 forward and 24 reverse gears. Other features include a powerful 4-speed PTO, a front hitch with a lift capacity of 3200 kg, an electronic rear hitch capable of lifting up to 7200 kg, a CCLS hydraulic system with a total flow of 123 l/min and up to seven remote valves. To reduce operating costs and increase efficiency and profitability, the Serie 6RS is further equipped with advanced systems such as the PSM satellite-based guidance system; ISObus system for efficient implement control; Fleet & Remote Diagnostics Management for monitoring the fleet, analysing the tractor data and performing diagnostics remotely and Landini Farm for efficient farm management.

# LANDPOWER



## HIGHLIGHTS

- Forward-sloping design of the bonnet for improved visibility.
- FPT NEF 67 6.7-litre engines with power rating up to 175 hp.
- Hi-eSCR2 after-treatment system to meet Stage V/Tier 4 Final emissions regulations.
- 280-litre high-capacity fuel tank for extended operation.
- T-Tronic transmission: 6 powershift speeds (H-M-L) and 3 ranges for a total of 54 FWD and 18 REV gears.
- Closed-centre hydraulic system with variable-displacement pump: 110 + 38 l/min.
- Up to 5 rear mechanical remote valves.
- Electronically-controlled rear hitch with up to 8400 kg lift capacity.


## LANDPOWER, A PROVEN TRADITION OF POWER AND RELIABILITY

The **Landpower** is a simple yet powerful and reliable tractor capable of performing effectively all tasks in the field. The new tractor sports a functional design: four-post cab with fully opening roof hatch and forward-sloping bonnet for perfect all-round visibility. The cab interior is designed with comfort in mind: air suspension seat, telescopic steering wheel, ergonomic and easy-to-use controls, air conditioning. Up to ten halogen work lights, six of which on the cab, make working at night easier. The **Landpower** tractors are powered by FPT NEF 67 6.7-litre, 6-cylinder turbo intercooled engines that meet Stage V/Tier 4 Final emissions regulations. With power ratings up to 175 hp, these engines deliver a torque of 700 Nm at 1400 rpm providing outstanding traction and up to 10% fuel saving. A 280-litre fuel tank ensures long working days without refuelling. The T-Tronic transmission with six powershift speeds (H-M-L) and three ranges offers 54 FWD and 18 REV gears. The de-clutch function and the reverse power shuttle make gear shifting and changing from forward to reverse quick and easy. A creeper unit increases speeds to 105 FWD and 36 REV with a minimum creep speed of 350 m/h. The closed-centre hydraulic system with variable-displacement pump supplies 110 l/min to the hydraulic functions and 38 l/min to the steering system. The **Landpower** features up to five mechanical remote valves and an electronic rear hitch with a maximum lift capacity of 8400 kg. The rear PTO offers two speeds: 540 and 1000 rpm. An electro-hydraulically operated wet multidisc clutch enables smooth and modulated engagement of the PTO. Landini **Landpower**, your most reliable workmate ever.



### FPT NEF 67 ENGINE: MORE TRACTION, LESS FUEL CONSUMPTION

The FPT NEF 67 6.7-litre, 6-cylinder turbo intercooled engine with power rating up to 175 hp meets Stage V/Tier 4 Final emissions regulations. It delivers up to 700 Nm torque at 1400 rpm for more traction and up to 10% fuel saving. A 280-litre high-capacity fuel tank ensures long running time. The tilt-up bonnet makes maintenance checks quick and simple.



### POWERFUL ELECTRONIC REAR HITCH

The electronic rear hitch category 2 and 3 guarantees simple and precise implement operation. The hitch is equipped with draft control, position control, mixed control and float position. Powerful and sturdy, the rear hitch of the Landpower can lift up to 8400 kg.



### FRONT AXLE WITH 55° STEERING ANGLE

The front axle is equipped with differential lock, wet disc brakes and four-wheel drive and offers a high ground clearance and a 55-degree steering angle. These features increase traction and manoeuvrability, making for greater comfort, safety and productivity.



# SERIE 7 SWB

## HIGHLIGHTS

- FPT NEF 45 and 67 engines with Stage V HI-eSCR2 emissions control system.
- V-Shift 4-stage continuously variable transmission.
- Robo-Six transmission with 6 powershift speeds and 5 robotised ranges.
- CCLS hydraulic system with variable displacement pump delivering up to 160 l/min.
- Mechanical or electrohydraulic remote valves.
- Cab with mechanical suspension.
- Front axle with independent suspensions.
- Data Screen Manager: 12" touch screen monitor with new functions.
- Landini Farm and Landini Fleet & Remote Diagnostics Management systems for efficient management of your farm and tractor fleet.

## A CONCENTRATE OF EFFICIENCY

The **Serie 7 SWB** four- and six-cylinder tractors with structural engines are designed for farmers looking for handy open field tractors with high levels of performance and comfort. The Lounge cab offers a wide range of comfort features: high-quality fit and finish, ergonomic controls, 12" touch screen monitor with new menus, up to 12 LED lights on cab top. The cab is equipped with a mechanical suspension that reduces vibrations, while the independent front axle suspension increases traction, safety and comfort. The bonnet tilts open 90 degrees and the coolers located in front of the radiator open fully from a single latch to allow fast and easy cleaning. The Serie 7 LWB tractors are powered by Stage V FPT NEF 67 6.7-litre, 24-valve, six-cylinder engines and Stage V FPT NEF 45 4.5-litre, 16-valve, four-cylinder engines. Both engines offer power ratings of up to 175 hp. Wheelbase is 2761 mm on six-cylinder tractors and 2651 mm on four-cylinders. This tractor range comes with a choice of two transmissions: a V-Shift four-stage continuously variable transmission and a Robo-Six transmission with a six-speed on-the-go PowerShift and five speed ranges that provides 30 FWD + 27 REV speeds. The creeper increases the number of speeds to 54 FWD and 27 REV. The tractor is further equipped with a four-speed PTO, a front hitch capable of lifting up to 3500 kg, and an electronic rear hitch with a maximum lift capacity of 9300 kg. The CCLS hydraulic system features a pump that provides 160 l/min to operate up to eight remote valves. Available options include: ADS+ and satellite-based guidance for maximum ease and accuracy of operation; ISObus system for efficient implement control; Fleet & Remote Diagnostics Management for monitoring the fleet, analysing the tractor data and performing diagnostics remotely; Landini Farm for efficient farm management.



### FPT NEF ENGINES ADD MORE VALUE TO YOUR WORK

The **Serie 7 SWB** tractors are powered by Stage V FPT NEF 45 4.5-litre, 16-valve, four-cylinder engines and Stage V FPT NEF 67 6.7-litre, 24-valve, six-cylinder engines. All engines are turbocharged with intercooler and electronic common rail injection system and have maximum power ratings of 175 hp. The structural engine and the short wheelbase enhance the manoeuvrability and efficiency of the **Serie 7 SWB**.



### MORE HYDRAULIC FUNCTIONS WITH THE FLOW DIVIDER

A flow divider with six quick-connect fittings is available as an option to control three different hydraulic functions through a flow selector using a single remote valve: with five remotes and one flow divider you control up to seven different hydraulic functions.



### MY LANDINI APP, ALWAYS BY YOUR SIDE

The intuitive My Landini app offers the user a 360-degree immersive experience through our Digital Solutions. The app gives you easy access to all Landini digital services, including news, insights and exclusive offers, to help you make your work more efficient and productive.






# SERIE 7 LWB

## HIGHLIGHTS

- New Smart Cab: 4-post design, glass surface increased by 14%, semi-active suspension.
- New interior layout: more all-round working space and maximum ergonomic comfort.
- Air-suspended swivel seat with heating and ventilation system. Adjustable headrest and armrest integral with seat.
- Best in Class system: 1000-hour maintenance intervals to save on time and costs.
- Coolers open out to allow easier and faster cleaning.
- V-Shift 4-stage continuously variable transmission.
- Robo-Six transmission with 6 powershift speeds and 5 robotised ranges.
- Closed-centre hydraulic system with up to 160 l/min variable displacement pump.
- Lounge cab with 4-post design and semi-active suspension system.
- Front axle with independent suspensions.
- Two trim levels: Active, with mechanical remote valves; Dynamic, with multifunction armrest and electrohydraulic remotes.
- DSM Data Screen Manager: 12" touch screen monitor with new functions.
- ISObus & PSM Precision Steering Management.
- Landini Farm and Landini Fleet & Remote Diagnostics management systems for efficient management of your farm and tractor fleet.



### FPT NEF ENGINES: POWER ENTERS THE FIELD

The **Serie 7 LWB** tractor range is powered by FPT NEF 6.7L, 24-valve, six-cylinder turbo engines with common rail injection system that deliver up to 240 hp and meet Stage V emission regulations. The engines are located within a rugged chassis with shock absorbing rubber mounts which helps reduce noise and vibration levels and transfers all the power to the ground maximising traction.



### LANDINI DIGITAL SOLUTIONS

Landini digital solutions for the Serie 7 LWB include ADS+ and satellite-based guidance for maximum accuracy and ease of operation; ISObus system for efficient implement control; Fleet & Remote Diagnostics Management for monitoring the fleet, analysing the tractor data and performing diagnostics remotely; Landini Farm for efficient farm management.



### V-SHIFT AND ROBO-SIX TRANSMISSIONS

The V-Shift four-stage continuously variable transmission delivers responsive performance, making work easier and safer. The Robo-Six transmission with six powershift speeds and five ranges offers 30 FWD and 15 REV speeds and up to 54 FWD and 27 REV speeds with creeper for high performance, smooth driving and fuel economy.

## A GREAT TRADITION OF EFFICIENCY

Specially designed for open field work, the **Serie 7 LWB** tractor range leads the market for efficiency, performance, flexibility and comfort. The Smart cab offers more space and a larger glass area; high-grade fit and finish; efficient sound insulation; ventilated air suspension swivel seat; adjustable steering wheel and instrument panel; multifunction controller; 12" touch screen monitor; powerful Alpine touch radio with DAB+, Auto Android and Apple CarPlay; transparent roof hatch and automatic climate control. For added ride comfort, a semi-active cab suspension system is also available to dampen vibration levels. The suspended front axle further reduces vibrations induced by uneven terrain. The **Serie 7 LWB** tractor is powered by FPT NEF 6.7L engines with power ratings of up to 240 hp. Engines are located within a rugged chassis with shock absorbing rubber mounts which helps reduce noise and vibration levels within the cab and transfers all the power to the ground, thereby improving performance. All engines use the HI-eSCR2 after-treatment system to meet Stage V emissions regulations. The **Serie 7 LWB** tractors come with a choice of two transmissions: a V-Shift four-stage continuously variable transmission with four planetary gear trains and a Robo-Six transmission with five ranges and a six-speed on-the-go powershift providing 30 FWD + 15 REV speeds. A creep speed option increases speeds up to 54 FWD and 27 REV. The closed-centre hydraulic system features a 160 l/min high-flow pump which ensures efficient implement operation. With the **Serie 7 LWB** tractors, Landini stands out as a reliable partner capable of offering unmatched performance, productivity and comfort.



HIGHLIGHTS


- New Smart Cab: 4-post design, glass surface increased by 14%, semi-active suspension.
- More all-round working space and maximum ergonomic comfort.
- Air-suspended swivel seat with heating and ventilation system. Adjustable headrest and armrest integral with seat.
- FPT NEF 67 engine located within a cast-iron chassis for enhanced performance.
- eVGT electronically-controlled variable-geometry turbocharger.
- Stage V emissions control technology with HI-eSCR2 system and DOC catalyst.
- V-Shift four-stage continuously variable transmission.
- Centre-pivot front suspended axle wet multidisc brakes.
- CCLS hydraulic system with variable-displacement pump with up to 212 l/min flow.
- Best in Class system: 1000-hour maintenance intervals to save time and costs.
- Coolers open out to allow easier and faster cleaning.
- ISOBus & PSM Precision Steering Management.
- Landini Farm and Landini Fleet & Remote Diagnostics Management systems for efficient management of your farm and tractor fleet.

INNOVATION FOR TOP PERFORMANCE

The innovative **Serie 8** tractor from Landini is designed to meet the exacting needs of large farms and agricultural contractors. The Smart cab offers a very spacious interior with a large glass area and a highly efficient sound insulation. Cab features include a high-grade fit and finish; ventilated air suspension swivel seat; adjustable steering wheel and instrument panel; multifunction armrest and multifunction joystick; 12" touch screen monitor; powerful Alpine touch radio with DAB+, Auto Android and Apple CarPlay; automatic climate control. The semi-active cab suspension system reduces noise and vibrations levels within the cab, while the suspended front axle absorbs impacts from uneven terrain. Up to 20 next-generation LED work lights fitted on the bonnet, cab and fenders provide powerful lighting for night work and two rear view cameras give the driver unobstructed visibility behind the vehicle. The Serie 8 is powered by an FPT NEF 67 6.7-litre, 24-valve, 6-cylinder engine with turbocharger and common rail injection system that delivers up to 313 hp and meet Stage V emission regulations. The engine is located within a rugged cast-iron chassis and suspended on silent blocks; this solution helps reduce noise and vibration levels within the cab and allows maximum power transfer to the ground, further enhancing performance. The **Serie 8** is equipped with the innovative V-Shift four-stage continuously variable transmission. A high-flow hydraulic system provides a maximum total flow of 212 l/min and supplies 140 l/min to operate up to eleven electrohydraulic remote valves.


SEMI-ACTIVE CAB SUSPENSION

An innovative semi-active cab suspension system isolates the tractor body from wheel vibrations induced by uneven terrain. The semi-active cab suspension of the **Serie 8** can be specified with three different shock absorbing levels for easier tractor management and enhanced operator comfort.



VT-SHIFT FOUR-STAGE TRANSMISSION

The VT-Shift four-stage continuously variable transmission steps into the future with a technology capable of increasing speed ranges from two to four. This provides real benefits in terms of fast acceleration, smooth driving, fuel economy and efficiency.



LANDINI DIGITAL SOLUTIONS

Landini digital solutions for the **Serie 8** include ADS+ and satellite-based guidance for maximum accuracy and ease of operation; ISOBus system for efficient implement control; Fleet & Remote Diagnostics Management for monitoring the fleet, analysing the tractor data and performing diagnostics remotely; Landini Farm for efficient farm management.



**VERSATILITY  
EFFICIENCY  
STURDINESS**



## LANDINI TRACTORS AND FRONT LOADERS: THE PERFECT MATCH

Entirely Italian made, the new Landini front loaders are designed to enhance the performance, flexibility and durability of your tractor. The five front loader series from Landini fit the entire tractor range, from the Mistral2 to the Serie 7, ensuring maximum versatility of use in farming, forestry and municipal applications. Built to provide optimum performance in all working conditions, the Landini front loaders have been designed with utmost attention to every detail: excellent levelling accuracy for reduced operator stress and fatigue; greater lift capacity; higher reach; push-pull adaptor or Faster multi-coupler; brackets designed to provide even weight distribution across the entire tractor, thereby reducing the load on the front axle; Blue Icon high-quality paint designed to withstand severe weather conditions and hard wear and tear; careful packing and shipping to avoid loader damage.

Built with versatility in mind, the Landini front loaders are offered with a wide range of implements for a variety of handling, transport and maintenance tasks including light-material buckets, earth buckets, multi-material buckets, manure forks, round bale forks and pallet forks. Our front loaders are a perfect match for your Landini tractor. Together they create an unbeatable combination that will boost your efficiency and productivity.

# HIGHLIGHTS

1. Ergonomically-designed joystick for control of following functions: boom raise/lower, bucket load/unload, 3rd and 4th function, transmission.
2. Crop protection: the loader frame does not reduce the tractor ground clearance.
3. The front loader does not reduce the tractor turning radius.
4. Front loader suspension with two nitrogen-charged accumulators for smooth operation.
5. Rigid hydraulic lines reduce oil overheating and simplify maintenance.
6. All Landini tractor cabs feature a transparent, high-visibility roof hatch for unobstructed view of front loader at all times.
7. The front loader can also be installed and used in conjunction with a front-mounted hitch.
8. A Euro implement carrier allows a wide range of compatible implements to be fitted to Landini front loaders.
9. A bucket level gauge allows operator to determine the angle of implement to the ground.
10. High lift capacity: loader frame constructed from Domex steel or HLE steel.

### 1 SUSPENSION SYSTEM

A suspension system with two nitrogen accumulators helps absorb the shocks and vibrations produced during loader work, minimising stress on both tractor and loader. The system also limits tyre wear and reduces operator fatigue for greater efficiency and comfort. The device is equipped with a shutoff valve for overriding the system when required. The suspension system is standard on all models of the Lp and Lt ranges and optional on the other ranges.

### 2 BUCKET LEVEL INDICATOR

All Landini front loaders are equipped with a bucket level indicator which assists the operator in determining the bucket position at ground level during handling operations.

### 3 3RD FUNCTION AND 3RD + 4TH FUNCTION

These options are required when the front-end loader operates implements equipped with hydraulic functions. The third function is required to operate implements like buckets, forks with grapple, grab forks and side-shift forks. The third and fourth function is required for more complex implements such as round bale forks with extra lift and side-shift function.

### 4 FLOATING 4TH POSITION

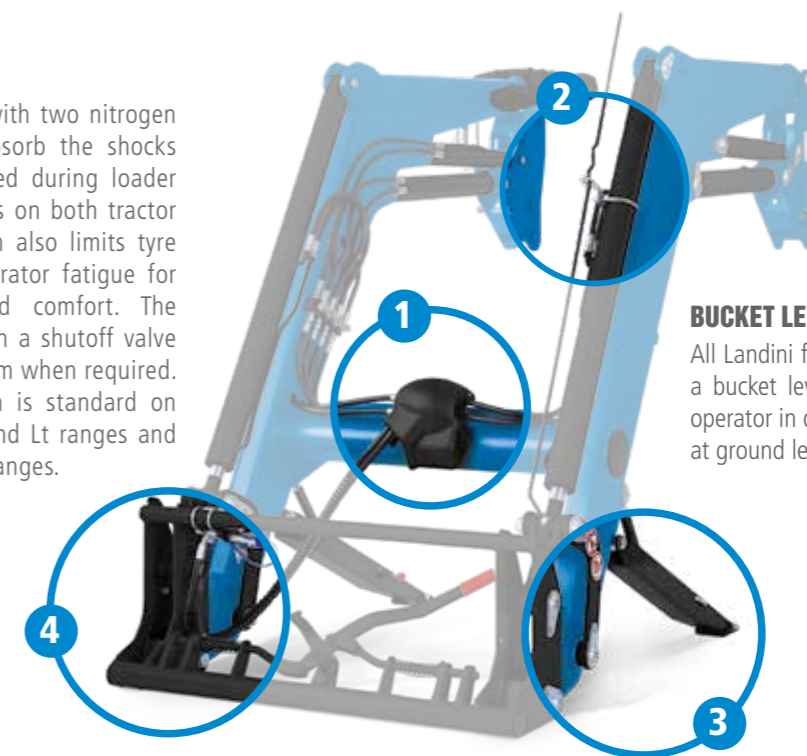
This device is mounted on the hydraulic block to power the front loader cylinders. The floating 4th position is recommended when using implements that follow the ground contour.

### 5 PARKING STANDS

The Landini front-end loaders feature long parking stands with adjustable cross braces ensuring maximum stability on uneven or sloping ground. During loader work, the parking stands are stored inside the boom to ensure that they do not interfere with the tractor wheels.

### 6 EASY MAINTENANCE

The brackets of the Landini front loaders are designed to allow ease of access to all tractor service points, making routine maintenance tasks simple and time-saving.





## EXTENDED WARRANTY FOR PEACE OF MIND

A new extended warranty of five years or 5000 hours of operation on all tractor components, excluding wearable parts such as brakes, is the most cost-effective solution to protect your Landini tractor fleet. In addition, the Full option provides comprehensive coverage with no deductible. And that's not all. The warranty extension package is tailored to the needs of each farm and adapted to each tractor model: you can choose between a year-based and an hour-based warranty period.

The extended warranty can be combined with scheduled maintenance packages to keep your tractor in good working order over time, thereby protecting the resale value of the vehicle. In addition, if you choose the warranty extension and scheduled maintenance options at the time of tractor purchase, these can be included in the purchase financing. Ever since its foundation, Landini has always put the needs of farms and farmers at the core of its solutions.

## SCHEDULED MAINTENANCE FOR GUARANTEED EFFICIENCY



Proper scheduled maintenance performed on an ongoing basis will make your tractor more efficient, reliable and durable. A correct preventive maintenance will also minimise extraordinary maintenance operations, thereby preventing costly downtime. Landini scheduled maintenance is done at our dealerships by solution-oriented trained technicians who use state-of-the-art diagnostic equipment and technology.

The Landini Efficiency Plan function of the My Landini app will remind you of the maintenance checks to be done and the spare parts required in order to keep your tractor in good working order.

In addition, Landini has developed modular service packages, to be performed at preset hour intervals, at prices that are:

- > **Convenient:** lower than the cost of individual maintenance services;
- > **Clear:** inclusive of labour and genuine maintenance parts;
- > **Firm:** locked in and protected from increases.

And that's not all. If purchased in conjunction with the tractor, the scheduled maintenance package can be included in the financing. By choosing Landini you can focus on work and productivity, while our qualified staff will take care of everything else.



## LANDINI ORIGINAL SPARE PARTS, THE CORNERSTONE OF YOUR PRODUCTIVITY

Although it works hard, your Landini tractor always looks good as new. With Landini original parts time seems to have stopped. Our original spare parts are an integral part of our scheduled maintenance and extended warranty program. Developed by the same engineers who design and manufacture the Landini tractors, genuine Landini parts are designed and manufactured to the highest quality standards to ensure reliable and safe performance over time.

The strong points of Landini original spare parts are the following:

- **Speed:** Spare parts are always shipped within 24 hours of order receipt.
  - **Quality:** Each part comes with a 12-month warranty and is marked with a tamper-proof hologram that certifies the product's quality and originality.
  - **Value for Money:** Original Landini parts are reliable and convenient; they improve your tractor performance, maintain high productivity levels and preserve your tractor's value.
- All Landini spare parts rely on our extensive design and manufacturing expertise. When you choose Landini, you are choosing quality without compromise.



# HISTORY


## PASSION FOR INNOVATION SINCE 1884

Giovanni Landini had a dream: to change forever the history of farming by bringing the power of machines to the fields. He pursued this goal with great determination and in 1884 he finally realised his dream by setting up his own factory named Officine Landini. Landini's long history is marked by continued innovation in design and production processes and by a strong commitment to customers. In 1994, Landini

was acquired by the Argo Industrial Group. The acquisition enabled the company to expand its international presence by creating a worldwide network of subsidiaries and distributors. Giovanni Landini's dream was to make farm work less arduous and more productive. That dream is still alive today where our quality of life greatly depends on the quality of our agricultural products.



1884



1935




1955



1959



1925



1950



1956



1997



2005



2015



1973



2000



2010



2020

### 1884 - Fabbrica di Attrezzi Agricoli ed Enologici

Giovanni Landini sets up a factory for the production of wine-making and agricultural machinery in Fabbrico, near Reggio Emilia, in the land known today as Motor Valley.

### 1910 - 12 hp stationary engine

Giovanni Landini develops his first hot-bulb stationary engine, which is a two-stroke single-cylinder unit. The engine is installed on agricultural machines for the first time in Italy.

### 1915 - Locomobile 30 HP

This stationary engine, mounted on a lightweight undercarriage, is used to power pumps and machinery.

### 1924 - 25/30 HP

The first Landini tractor is built. The 25/30 HP model, a hot-bulb single-cylinder unit, enters mass production in 1928.

### 1932 - 40 HP

The Landini 40 HP tractor enters production. This model is used to reclaim large areas of land.

### 1934 - Super Landini

The Super Landini is very successful. With its 48 hp, this is one of the most powerful tractors in the world. It is

used extensively for the large-scale land reclamation works being carried out in Italy in those years.

### 1935 - Vèlite

Another big success: the Velite is a highly versatile little tractor, perfect for medium-sized farms. Available in six versions, it delivers 25 hp and weighs only 2300 kg.

### 1941- Bufalo

The Landini range expands with the Bufalo, a medium-sized tractor with a hot-bulb two-stroke engine that delivers 35 and 40 hp.

### 1950 - L25 and L45

A new range powered by hot-bulb engines is launched. The range includes two models: the small L25 with 30 hp and the large L45 with 50 hp. Both feature 4 speeds forward and 1 reverse and are equipped with differential lock.

### 1953 - L35

The L35 semi-diesel tractor is produced. It has a maximum power of 40 hp and comes fitted with a hydraulic rear hitch and a rear PTO.

### 1955 - L55

With up to 60 hp the L55 is the most powerful semi-diesel tractor from Landini. It comes in two

versions: A, with 4 FWD + 1 REV speeds; B, with 6 FWD + 2 REV speeds.

### 1956 - Landinetta

Landinetta, Landini's first diesel tractor, hits the market. Powered by a single-cylinder two-stroke engine delivering from 15 to 18 hp, this compact tractor is ideal for orchard work.

### 1957 - Landini - Perkins Engines

Landini and Perkins Engines sign a licence agreement for the production of the British-made diesel engines in Italy.

### 1959 - C35

Landini starts production of its first crawler tractor, the C35. The same year, the company is acquired by Massey Ferguson.

### 1973 - 6500 / 7500 / 8500

The 6500, 7500 and 8500 tractors are launched. All models feature an innovative transmission with 12 FWD + 4 REV speeds.

### 1977 - Large

The Large series is Europe's first tractor to exceed 100 hp. It is also the first tractor to feature an iso-mounted driving position.

### 1982 - Orchard and vineyard specialty tractors

In 1982 orchard specialty tractors, a business segment where Landini is still a global leader for market share and technology innovation, enter production. In 1986 Landini launches a range of vineyard specialty tractors.

### 1988 - 60 - 70 - 80 Series and 10000 Large Series

The Fabbrico manufacturing plant reaches the milestone of 13,000 units sold. The new 60, 70 and 80 Series medium-power tractors feature an innovative 24/12 transmission. The 10000 Large Series delivers up to 145 hp.

### 1994 - Argo Tractors industrial group

Landini is acquired by Argo Tractors, an industrial group owned by the Morra family. The new industrial plan is a success: sales rise by 30 percent over the previous year.

### 1997 - Legend II - Globus - Evolution 80 Series

New Legend II, Globus and Evolution 80 Series tractors enter production. Branches are opened in Spain and Germany. Tractor sales for the year reach nearly 17,000 units.

### 1998 - Mistral / Discovery

The Discovery and Mistral ranges are launched. With the Mistral tractors Landini enters the compact tractor segment.

### 1999 - Market share and branches

Landini reaches a global market share of 5%. The following year, the company opens branches in the USA, Canada, Australia and South Africa.

### 2000 - Renewal of product ranges

All tractors between 50 and 100 hp are updated. New Rex Orchard, Rex Vineyard, Mythos, Ghibli, Atlantis and Trekker ranges are put into production.

### 2002 - Vision

The Vision range is launched. This tractor family sets a new benchmark for the 80-100 hp market segment.

### 2005 - PowerMaster

The PowerMaster tractor range enters production.

### 2008 - Tractor of the Year

The Rex 85S is named Tractor of the Year in the Best of Specialized category. The Powermondial range is launched.

### 2010 - New Rex range

The new Rex range delivers up to 110 hp. At Eima International, the il Rex 110F is named Best of Specialized in the 2011 Tractor of the Year awards. Landini launches the 7 Series for open field applications and the 5H utility tractor range with power ratings from 75 to 100 hp.

### 2013 - New 6 and 7 Series

The new 6 e 7 Series are launched. They are powered by FPT Nef 4- and 6-cylinder engines meeting Tier 4i emission regulations.

### 2014 - 4 Series

The new 4 Series supersedes the Alpine range. For the first time, the Perkins engines are replaced by Deutz engines.

### 2015 - 6C Series

The 6C Series, with power ratings from 110 to 120 hp, supersedes the Powermondial range.

### 2018 - 5 Series and 6H Series

The new 5 and 6H series mark the final transition from the Perkins to the new Deutz engines.

### 2020 - New Serie 7

The Serie 7 is totally redesigned and powered by new Stage V engines.

MISTRAL 2	MISTRAL 2-055 STD	MISTRAL 2-060 STD	MISTRAL 2-055 GE	MISTRAL 2-060 GE
<b>ENGINE</b>				
Engine manufacturer	Kohler			
Engine type	KDI 1903 TCR			
Max power (ISO)	hp/kW 49 / 36	57 / 42	49 / 36	57 / 42
Max torque	Nm 180	200	180	200
Max torque engine speed	rpm 1200			
Displacement	cm³ 1900			
Cylinders / Valves	3 TA / 12			
Emissions category	Stage V			
After-treatment system	EGR + DOC + DPF			
Engine Memo Switch	●			
<b>TRANSMISSION</b>				
Transmission type	mechanical			
No. of gears FWD + REV	● 12+12 ○ 16+16 w/creeper			
Reverse shuttle	synchro shuttle			
Traction type	4WD			
<b>REAR PTO</b>				
Speeds	rpm ● 540/540E ground speed PTO			
<b>HYDRAULIC SYSTEM</b>				
Hydraulic pump for rear hitch & remotes + steering - flow rate	l/min 35+20			
Rear remote valves	● 2 std ○ 2 std + 1 float			
<b>REAR HYDRAULIC HITCH</b>				
Hitch type	mechanical with position and draft control			
Max lift capacity at hitch points	kg 1200			
<b>FRONT HYDRAULIC HITCH</b>				
Max lift capacity at hitch points	kg 400			
<b>CAB AND DRIVING POSITION</b>				
Cab type	○ 4-post FOPS structure w/opening front window		-	
Cab air conditioning	○ manual A/C		-	
Digital dashboard	●			
<b>WEIGHTS AND DIMENSIONS</b>				
Wheelbase	mm 1790	1770		
Min-max height over bonnet	mm 1230 - 1305	1131 - 1206		
Min length w/front weights	mm 3170	3170		
Min rear tyres - Index radius IR	mm 320/70R20 - 475	320/70R20 - 475		
Shipping weight	kg 1600 / 1780	1580		

Key: ● standard ○ option

REX 3	REX3-070 F-GE	REX3-080 F-GE
<b>ENGINE</b>		
Max power (ISO)	hp/kW 68 / 50	75 / 55
Rated engine speed	rpm 2200	
Max torque	Nm 315	
Max torque engine speed	rpm 1500	
Displacement	cm³ 2500	
Cylinders / Valves	4 TA / 16	
Emissions category	Stage V	
After-treatment system	EGR + DOC + DPF	
Fuel tank capacity	l 50	
<b>TRANSMISSION</b>		
No. of gears FWD + REV	● 12+12 / ○ 16+16 w/creeper	
Engine speed at 40 km/h	rpm ● 2200	
Traction type	electrohydraulic 4WD	
Front differential lock	● Hydralock	
<b>REAR PTO</b>		
Speeds	rpm ● 540 - ○ 540-540E / 540-1000 / ground speed PTO	
<b>HYDRAULIC SYSTEM</b>		
Hydraulic pump for rear hitch & remote valves + steering - flow rate	l/min ● 50+30	
Rear remote valves	● 1 - ○ 2 / 3	
Rear hitch category - coupler type	Cat.2 w/quick hooks	
Max lift capacity at hitch points	kg ● 2200 ○ 2700 w/heavy-duty hitch and ELS	
<b>CAB AND DRIVING POSITION</b>		
Cab type	○ low-profile 6-post cab w/central tunnel (F-GE) ○ high visibility 4-post monocoque cab	
Platform type	● ROPS with 265mm high central tunnel	
<b>WEIGHTS AND DIMENSIONS</b>		
Wheelbase	mm 1950	1950
Height from top of ROPS to rear axle centre	mm 1965	1965
Height from top of cab to rear axle centre	mm 1500 (LP Cab) / 1660 (STD Cab Cat.2) / 1695 (STD Cab Cat.4)	
Height from top of bonnet to rear axle centre	mm 755	755
Max length w/front weights	mm 3652	3652
Min-max overall width	mm 1360-1710 (F) / 1425-1710 (GE)	
Shipping weight	kg 2200 (Plat) / 2500 (LP Cab) / 2500 (STD Cab)	
Mounting frame for front- and mid-mount implements	○ mounting frame ready	

Key: ● standard ○ option

# TECHNICAL DATA

REX 4 CAB	REX4-080 F-S-V-GT	REX4-090 F-S-V-GT	REX4-100 F-S-V-GT	REX4-110 F-S-V-GT	REX4-120 F-S-V-GT	
<b>ENGINE</b>						
Engine manufacturer	Deutz AG					
Engine type	TCD 2.9 L4 HT		TCD 2.9 L4 HP			
Rated power (ISO)	hp/kW	75 / 55	79 / 58	86 / 63	95 / 70	105 / 77
Max power (ISO)	hp/kW	75 / 55	90 / 66	95 / 70	102 / 75	112 / 82
Max torque	Nm	375	378	400	410	420
Displacement	cm <sup>3</sup>	2900				
Cylinders / Valves	4 TA / 8					
Emissions category	Stage V / Tier IV					
After-treatment system	EGR + DOC + DPF	EGR + DOC + DPF + SCR				
<b>TRANSMISSION</b>						
Transmission type	<input checked="" type="radio"/> Speed Four <input type="radio"/> Power Four (Hi-Lo) / RoboShift (HML)					
No. of gears FWD + REV	<input checked="" type="radio"/> 12+12 <input type="radio"/> 16+16 creeper / 24+24 Hi-Lo / 32+32 Hi-Lo+creeper / 36+12 HML / 48+16 HML+creeper					
ECO engine speed at 40 km/h	rpm	<input type="radio"/> 1750 (w/Hi-Lo/HML)				
Transmission control	<input checked="" type="radio"/> manual (Speed Four / Power Four) <input type="radio"/> robotised with multifunction joystick (RoboShift)					
Front axle	<input checked="" type="radio"/> rigid <input type="radio"/> suspended (F-S-GT)					
Traction type	fully electrohydraulic 4WD					
<b>REAR PTO</b>						
Type	<input checked="" type="radio"/> servoassisted clutch <input type="radio"/> electrohydraulic multidisc clutch (w/RPS)					
Speeds	rpm	<input checked="" type="radio"/> 540-540E <input type="radio"/> 540-1000 / 540-540E-1000-1000E / ground speed PTO				
<b>HYDRAULIC SYSTEM</b>						
Hydraulic pump for rear hitch & remotes + steering - flow rate	l/min	<input checked="" type="radio"/> 58+30 <input type="radio"/> 30+58+36 (88 available for front and rear hitch & remotes)				
Rear remote valves	<input checked="" type="radio"/> 2 mechanical - <input type="radio"/> 3 mechanical / 3 mechanical + 1 electrohydraulic / 4 electrohydraulic					
Mid-mounted remote valves	<input type="radio"/> 1 electrohydraulic / 3 electrohydraulic					
Front quick couplings	<input type="radio"/> 2 + 1 free flow return / 4 + 2 free flow return / 6 +2 free flow return / 8 + 2 free flow return					
<b>REAR HYDRAULIC HITCH</b>						
Type	<input checked="" type="radio"/> mechanical with position/draft/mixed control <input type="radio"/> electronic with position/draft/mixed control					
Max lift capacity at hitch points	kg	<input checked="" type="radio"/> 2700 <input type="radio"/> 3400 (GT w/assistor rams)				
<b>FRONT HYDRAULIC HITCH</b>						
Type	<input type="radio"/> electrohydraulic					
Max lift capacity at hitch points	kg	1700 (F-S-GT) / 1400 (V)				
<b>FRONT PTO</b>						
Type	<input type="radio"/> electrohydraulic multidisc with modulated engagement					
<b>CAB AND DRIVING POSITION</b>						
Cab type	High-visibility 4-post monocoque cab w/flat floor and opening front/rear windows					
Cab suspension	<input checked="" type="radio"/> on silent blocks <input type="radio"/> mechanical spring suspension					
Cab air filter - Filtration category	<input checked="" type="radio"/> dust filter - Cat.2 <input type="radio"/> active carbon filter - Cat.4					
<b>WEIGHTS AND DIMENSIONS</b>						
Wheelbase	mm	2140 (F-S-GT) / 2190 (V)				
Height from top of cab to rear axle centre	mm	1930				
Shipping weight	kg	3250				

Key: ● standard ○ option



REX 4 PLAT	REX4-080 F-GE-GB-GT	REX4-090 F-GE-GB-GT	REX4-100 F-GE-GB-GT	REX4-110 F-GE-GB-GT	REX4-120 F-GE-GB-GT	
<b>ENGINE</b>						
Engine manufacturer	Deutz AG					
Engine type	TCD 2.9 L4 HT		TCD 2.9 L4 HP			
Rated power (ISO)	hp/kW	75 / 55	79 / 58	86 / 63	95 / 70	105 / 77
Max power (ISO)	hp/kW	75 / 55	90 / 66	95 / 70	102 / 75	112 / 82
Max torque	Nm	375	378	400	410	420
Displacement	cm <sup>3</sup>	2900				
Cylinders / Valves	4 TA / 8					
Emissions category	Stage V / Tier IV					
After-treatment system	EGR + DOC + DPF	EGR + DOC + DPF + SCR				
<b>TRANSMISSION</b>						
Transmission type	<input checked="" type="radio"/> Speed Four <input type="radio"/> Speed Four (Hi-Lo) / Power Four (Hi-Lo) / T-Tronic (HML)					
No. of gears FWD + REV	<input checked="" type="radio"/> 12+12 <input type="radio"/> 16+16 creeper / 24+24 Hi-Lo / 32+32 Hi-Lo+creeper / 36+12 HML / 48+16 HML+creeper					
ECO engine speed at 40 km/h	rpm	<input type="radio"/> 1750 (w/Hi-Lo/HML)				
Transmission control	<input checked="" type="radio"/> manual (Speed Four / Power Four / T-Tronic)					
Front axle	<input checked="" type="radio"/> rigid <input type="radio"/> suspended (F-GT)					
Traction type	fully electrohydraulic 4WD					
<b>REAR PTO</b>						
Type	<input checked="" type="radio"/> servoassisted clutch <input type="radio"/> electrohydraulic multidisc clutch (w/RPS)					
Speeds	rpm	<input checked="" type="radio"/> 540-540E <input type="radio"/> 540-1000 / 540-540E-1000-1000E / ground speed PTO				
<b>HYDRAULIC SYSTEM</b>						
Hydraulic pump for rear hitch & remotes + steering - flow rate	l/min	<input checked="" type="radio"/> 58+30 <input type="radio"/> 30+58+36 (88 available for front and rear hitch & remotes)				
Rear remote valves	<input checked="" type="radio"/> 2 mechanical - <input type="radio"/> 3 mechanical / 3 mechanical + 1 electrohydraulic					
Mid-mounted remote valves	<input type="radio"/> 1 electrohydraulic / 3 electrohydraulic					
Front quick couplings	<input type="radio"/> 2 + 1 free flow return / 4 + 1 free flow return					
<b>REAR HYDRAULIC HITCH</b>						
Type	<input checked="" type="radio"/> mechanical with position/draft/mixed control <input type="radio"/> electronic with position/draft/mixed control					
Max lift capacity at hitch points	kg	<input checked="" type="radio"/> 2700 <input type="radio"/> 3400 (GT w/assistor rams)				
<b>FRONT HYDRAULIC HITCH</b>						
Type	<input type="radio"/> electrohydraulic (F-GE-GT)					
Max lift capacity at hitch points	kg	1700				
<b>FRONT PTO</b>						
Type	<input type="radio"/> electrohydraulic multidisc with modulated engagement					
<b>DRIVING POSITION</b>						
Platform type	<input checked="" type="radio"/> ROPS with 228 mm high central tunnel					
Platform suspension	suspended on silent blocks					
<b>WEIGHTS AND DIMENSIONS</b>						
Wheelbase	mm	2140				
Height from top of ROPS to rear axle centre	mm	1840				
Shipping weight	mm	2800				

Key: ● standard ○ option

# TECHNICAL DATA

SERIE 5 HC	SERIE 5-100 HC	SERIE 5-110 HC
<b>ENGINE</b>		
Max power (97/68/EC - ISO TR 14396)	hp / kW	95.2/70
Max torque at 1400 rpm	Nm	395
Manufacturer	FPT	
Cylinders / Displacement / Valves	4 / 3.6 l / 16	
<b>TRANSMISSION</b>		
No. of gears	● 12 FWD + 12 REV with synchro shuttle - ○ 24 FWD + 24 REV with Hi-Lo powershift	
<b>REAR PTO</b>		
Speeds	rpm	● 540 - ○ 540 / 540E ○ 540 / 1000
<b>FRONT AXLE</b>		
Front rigid axle	●	
<b>HYDRAULIC SYSTEM</b>		
Hydraulic pump for rear hitch & remote valves + steering - flow rate	● 62 + 32 l/min	
<b>REAR 3-POINT HITCH</b>		
Max lift capacity at hitch points	kg	○ 3900 with 2 assistor rams
<b>CAB</b>		
Total View Slim cab mounted on silent blocks	●	
<b>MISCELLANEOUS</b>		
Landini Fleet Management - ready	●	
<b>WEIGHTS AND DIMENSIONS</b>		
Wheelbase	mm	2355
Standard weight measured with average specs	kg	4300 (4WD)
Gross vehicle weight	kg	6000

Key: ● standard ○ option



TREKKER4	TREKKER 4-085 F/M	TREKKER 4-095 F/M	TREKKER 4-105 F/M	TREKKER 4-110 F/M	TREKKER 4-120 F/M
<b>ENGINE</b>					
Engine manufacturer	Deutz-AG				
Engine type	TCD 2.9 L4 HT	TCD 2.9 L4 HP			
Max power (ISO)	hp/kW	75 / 55	90 / 66	95 / 70	102 / 75
Max torque	Nm	375	378	400	410
Displacement	cm³	2900			
Cylinders / Valves	4 TA / 8				
Emissions category	Stage V				
Fuel tank	l	85			
<b>TRANSMISSION</b>					
Transmission type	Speed Four				
No. of gears FWD + REV	● 16+8 Hi-Lo Overdrive - ○ 16+8 with creeper				
<b>REAR PTO</b>					
Type	Servoassisted dry clutch				
Speeds	rpm	● 540/540E - ○ 540/1000			
<b>STEERING AND BRAKING SYSTEM</b>					
Steering system	Hydrostatic Hi-Drive				
Steering control	2 independent levers with combined action on 2 wet clutches and on brakes				
Braking system	Hydrostatic wet multidisc graphite brakes				
<b>HYDRAULIC SYSTEM</b>					
Flow rate hitch & remotes + steering	l/min	42 + 28			
Rear remote valves	● 3 - ○ 4 / 5				
<b>REAR HYDRAULIC HITCH</b>					
Type	Mechanical with position/draft/mixed/floating control				
Max lift capacity at hitch points	kg	● 3150 - ○ 4500 (w/assistor rams)			
<b>CAB AND DRIVING POSITION</b>					
Cab type	○ 6-post high-visibility monocoque cab w/flat floor and opening front and rear windows				
Cab suspension	Suspended on Hydro silent blocks				
Cab air filter - filtration category	● dust filter - Cat.2				
Air conditioning	● manual A/C				
Platform type	ROPS w/central tunnel w/side gears and reverse shuttle controls				
Platform suspension	Suspended on Hydro silent blocks				
Digital dashboard	●				
<b>WEIGHTS AND DIMENSIONS</b>					
Min-max overall width	mm	1410-1492 (metal F) - 1532 (rubber F) / 1700-1750 (M)			
Shipping weight	kg	3900 (F) - 4500 (M)			
<b>TRACKS</b>					
Bottom rollers	5 sealed and lubricated rollers				
Track shoe type	● Metal - ○ Rubber				
Track shoe width	mm	310-360 (metal F) / 400-450 (metal M) / 400 (rubber F/M)			

Key: ● standard ○ option

## TREKKER3 COMPACT

	TREKKER 3-085 COMPACT	TREKKER 3-085 COMPACT S
<b>ENGINE</b>		
Manufacturer	Kohler	
Model	KDI 2504 TCR	
Max power (ISO)	CV/kW	75 / 55
Max torque	Nm	315
Displacement	cm³	2500
Cylinders / valves	4 TA / 16	
Emissions category	Stage V	
Fuel tank	l	45
<b>TRANSMISSION</b>		
Type	Speed Four	
No. of gears FWD+REV	16+8 with "Underdrive"	
<b>REAR PTO</b>		
Type	Type Servoassisted dry clutch Servoassisted dry clutch	
Speeds	rpm	540 / 540E
<b>STEERING AND BRAKING SYSTEM</b>		
Steering system	Hydrostatic Hi-Drive	
Steering control	2 levers operating left/right independent clutches and brakes	
Braking system	Hydrostatic wet multidisc graphite brakes	
<b>HYDRAULIC SYSTEM</b>		
Flow rate hitch & remotes + steering	l/min	50+30
Rear remote valves	● 3+1 w/flow selector	
<b>REAR HYDRAULIC HITCH</b>		
Type	Mechanical with position/draft/intermix/floating control	
Max lift capacity at hitch points	kg	2600
<b>DRIVING POSITION</b>		
Platform type	ROPS w/central tunnel w/side gears and reverse shuttle commands	
Platform suspension	Suspended on Hydro silent blocks	
Halogen lights	Halogen driving and working lights	
Beacon light	○	
<b>WEIGHTS AND DIMENSIONS</b>		
Min-max overall width	mm	1260-1290 (metallic) / 1280 (rubber)
Shipping weight	kg	3250
<b>TRACKS</b>		
Bottom track carrier rollers	4 sealed and lubricated	
Track shoe type	● metal ○ rubber	
Track shoe width	mm	280 - 310 (metal) / 300 (rubber)

Key: ● standard ○ option

## SERIE 4

	SERIE 4-060	SERIE 4-070	SERIE 4-080
<b>ENGINE</b>			
Max power (97/68/EC - ISO TR 14396)	hp / kW	61 / 45	68 / 50
Max torque at 1400 rpm - Stage V (Tier 4 Final)	Nm	285	310
Torque backup - Stage V (Tier 4 Final)		46%	43%
Manufacturer	KOHLER		
Cylinders / Displacement / Valves	4 / 2.5 l / 16		
Maintenance Interval	500 hours		
<b>TRANSMISSION</b>			
No. of gears	● 24FWD + 24REV with synchro shuttle ○ 12FWD + 12REV with RPS		
<b>REAR PTO</b>			
Speeds	rpm	● 540/540E	
<b>FRONT AND REAR AXLES</b>			
Front rigid axle	●		
<b>HYDRAULIC SYSTEM</b>			
Hydraulic pump for rear hitch & remote valves + steering - flow rate	● 52 + 30 l/min		
<b>REAR 3-POINT HITCH</b>			
Max lift capacity at hitch points	kg	● 3000	
<b>FRONT 3-POINT HITCH</b>			
Front hitch	*		
<b>FRONT PTO</b>			
Type - Speed	*		
<b>CAB</b>			
Total View Slim cab mounted on silent blocks	●		
Platform version	○		
<b>ONBOARD TECHNOLOGY</b>			
Fleet Management - Ready	●		
Landini Farm Start Pack	○ - 1-year subscription, on selected markets		
Fleet & Remote Diagnostics Management & Landini Farm Pro Pack	○ - on selected markets		
<b>WEIGHTS AND DIMENSIONS</b>			
Wheelbase	mm	2110	
Standard weight measured with average specs	kg	3200 cab / 3050 plat	
Gross vehicle weight	kg	5100	

Key: ● standard ○ option \* aftermarket

# TECHNICAL DATA

5-085		5-085
<b>ENGINE</b>		
Max power (97/68/EC - ISO TR 14396)	hp/kW	75 / 56
Max torque at 1400 rpm	rpm	375
Torque backup	Nm	56%
Manufacturer		FPT
Cylinders / Displacement / Valves		4 / 3.4 l / 8
<b>TRANSMISSION</b>		
No. of gears		<ul style="list-style-type: none"> <li>● 12FWD + 12REV with synchro shuttle or RPS with modulation control</li> <li>○ 24FWD + 24REV with RPS with modulation control &amp; Hi-Lo</li> <li>○ 36FWD + 12REV with RoboShift and RPS with modulation control</li> </ul>
<b>REAR PTO</b>		
Speeds	rpm	● 540/540E - ○ 540/1000 - ○ 540/540E/1000/1000E - ○ 540
<b>FRONT AXLE</b>		
Front rigid axle		●
Front differential lock		● limited slip - ○ Hydralock full differential lock
<b>HYDRAULIC SYSTEM</b>		
Hydraulic pump for rear hitch & remote valves + steering - flow rate		● 56 + 30 l/min
<b>REAR 3-POINT HITCH</b>		
Max lift capacity at hitch points	kg	● 3900
<b>FRONT 3-POINT HITCH</b>		
Max lift capacity at hitch points	kg	1600
<b>FRONT PTO</b>		
Type		○ - electrohydraulic multidisc clutch with modulated engagement
<b>CAB</b>		
Total View Slim cab mounted on silent blocks		●
<b>MISCELLANEOUS</b>		
Socket ISO 11786		○
PSM Precision Steering Management		○ ready ○ -EGNOS with AES-35 Topcon steering wheel & X25 8.4" touch screen and AGS-2 aerial ○ - RTK NTRIP (AT spare parts)
Fleet & Remote Diagnostics Management & McCormick Farm Pro Pack		(on selected markets) ● - 1 year ○ - 3 years ○ - 5 years
<b>WEIGHTS AND DIMENSIONS</b>		
Wheelbase	mm	2171
Standard weight measured with average specs	kg	3700
Gross vehicle weight	kg	5800

Key: ● standard ○ option



SERIE 5	SERIE 5-100	SERIE 5-110	SERIE 5-120
<b>ENGINE</b>			
Max power (97/68/EC - ISO TR 14396)	hp / kW	95.2/70	102/75
Max torque at 1400 rpm	Nm	395	430
Manufacturer		FPT	
Cylinders / Displacement / Valves		4 / 3.6 l / 16	
<b>TRANSMISSION</b>			
No. of gears		<ul style="list-style-type: none"> <li>● 12 FWD + 12 REV with synchro shuttle (ACTIVE)</li> <li>● 12 FWD + 12 REV with RPS with modulation control (DYNAMIC)</li> <li>○ 24 FWD + 24 REV w/Hi-Lo powershift (ACTIVE)</li> <li>○ 36FWD + 12REV with RoboShift and RPS (DYNAMIC)</li> </ul>	
<b>REAR PTO</b>			
Speeds	rpm	● 540 - ○ 540 / 540E - ○ 540 / 1000 (ACTIVE) - ● 540 / 540E - ○ 540 / 1000 ○ 540 / 540E / 1000 / 1000E with HML (DYNAMIC)	
<b>FRONT AXLE</b>			
Front rigid axle		● ACTIVE-DYNAMIC	
Front suspended axle		○ DYNAMIC	
<b>HYDRAULIC SYSTEM</b>			
Hydraulic pump for rear hitch & remote valves + steering - flow rate		● 62 + 32 l/min (ACTIVE-DYNAMIC) - ○ 82 + 32 l/min (DYNAMIC)	
<b>REAR 3-POINT HITCH</b>			
Max lift capacity at hitch points	kg	○ 4500 (ACTIVE) - ● 4500 (DYNAMIC) with 2 assistor rams	
<b>FRONT 3-POINT HITCH</b>			
Max lift capacity at hitch points	kg	2200	
<b>FRONT PTO</b>			
Type - Speed		○ electrohydraulic multidisc clutch with modulated engagement - 1000 rpm	
<b>CAB</b>			
Landini mechanical cab suspension		○ DYNAMIC	
Platform version		○	
<b>MISCELLANEOUS</b>			
Advanced Driving System		○ - ADS+, PSM ready with EazySteer	
PSM Precision Steering Management		○ ready ○ - EGNOS with ADS+, X25 8.4" touch screen and AGS-2 aerial ○ - RTK NTRIP (AT spare parts)	
Fleet & Remote Diagnostics Management & Landini Farm Pro Pack		(on selected markets) ● - 1 year ○ - 3 years ○ - 5 years	
<b>WEIGHTS AND DIMENSIONS</b>			
Wheelbase	mm	2355	
Standard weight measured with average specs	kg	4000	
Gross vehicle weight	kg	7000	

Key: ● standard ○ option

# TECHNICAL DATA

SERIE 6H		SERIE 6-125 H	SERIE 6-135 H
<b>ENGINE</b>			
Max power (97/68/EC - ISO TR 14396)	hp / kW	119/88	127/93
Max torque at 1300 rpm	Nm	518	518
Manufacturer		FPT F36	
Cylinders / Displacement / Valves		4 / 3.6 l / 16	
<b>CAPACITIES</b>			
Fuel tank	l	170	
<b>TRANSMISSION</b>			
No. of gears - std		● 36 FWD +12 REV with T-Tronic HML & RPS	
No. of gears - with creeper		○ 48 FWD +16 REV with T-Tronic HML & RPS	
Minimum speed	km/h	1.5 without creeper - 0.3 with creeper (IR 750mm)	
Engine speed at 50 km/h	rpm	○ 2200	
<b>REAR PTO</b>			
Speeds	rpm	● 540/540E/1000/1000E with HML	
<b>FRONT AND REAR AXLES</b>			
Front suspended axle		○	
<b>BRAKING SYSTEM</b>			
Front braking system		● automatic 4WD engagement when braking - ○ with front brakes	
<b>HYDRAULIC SYSTEM</b>			
Hydraulic piston pump with CCLS system - rear hitch & remotes + steering - flow rate	l/min	● 110 + 38	
Rear spool valves type, flow rate, number		● mechanical, up to 3 - ○ mechanical up to 3 + electronic 2	
<b>REAR 3-POINT HITCH</b>			
Rear hitch control		● electronic control	
Max lifting capacity at hitch points	kg	● 6000 with 2 assistor rams	
<b>FRONT 3-POINT HITCH</b>			
Electronically-controlled front hitch	kg	○	
<b>FRONT PTO</b>			
Type - Speed		○ electrohydraulic multidisc clutch with modulated engagement - 1000	
<b>CAB</b>			
Total View Slim mounted on silent blocks		●	
Landini mechanical cab suspension		○	
Cab heating / Climate control system		● heat and ventilation - ○ manual climate control	
Comfort pneumatic seat		○	
<b>ONBOARD TECHNOLOGY</b>			
PSM Precision Steering Management & ISObus		○ ready ○ - EGNOS with AES-35 Topcon steering wheel & X25 8.4" touch screen and AGS-2 aerial ○ - RTK NTRIP (AT spare parts)	
Fleet & Remote Diagnostics Management & Landini Farm Pro Pack		(on selected markets) ● - 1 year ○ - 3 years ○ - 5 years	
<b>WEIGHTS AND DIMENSIONS</b>			
Wheelbase	mm	2420	
Shipping weight - measured with average specs	kg	4800	
Gross vehicle weight	kg	8500 (wide front axle) - 8000 (narrow front axle)	
Max front and rear tyres sizes - (Index Radius -IR)	mm	480/65R24 - 540/65R38 (IR 800mm)	

Key: ● standard ○ option



SERIE 6RS		SERIE 6-135 RS Robo-Six	SERIE 6-145 RS Robo-Six	SERIE 6-155 RS Robo-Six
<b>ENGINE</b>				
Max power (97/68/EC - ISO TR 14396)	hp / kW	125 / 92	135 / 100	144 / 106
Max power with EPM (97/68/EC - ISO TR 14396)	hp / kW	135 / 100	146 / 107	155 / 114
Max torque without EPM (with EPM) at 1400 rpm	Nm	520 (551)	551 (610)	600 (630)
Manufacturer		FPT		
Engine type - Installation		NEF 45		
Stage V / Tier 4 Final exhaust after-treatment system		HI-eSCR2		
Cylinders/ Displacement / Valves		4 / 4.5 l / 16		
<b>TRANSMISSION</b>				
Type		Robo-Six - 6 powershift and 4 synchronised ranges controlled by lever		
No. of gears		● 24 FWD + 24 REV without creeper - ○ 40 FWD + 40 REV with creeper		
Transmission & other controls		● - SmartPilot with multifunction armrest - Powershift transmission control, RPS, engine memo switch, MyHMF, rear PTO and rear hitch controls		
Transmission & other controls		○ - SmartPilot Plus with multifunction armrest - powershift, RPS, engine memo switch, MyHMF, rear PTO, rear remotes, front hitch & front loader controls		
<b>REAR PTO</b>				
Speeds	rpm	● 540/540E - ○ 540/1000 - ○ 540/540E/1000/1000E		
<b>FRONT AND REAR AXLES</b>				
Front suspended axle		○ - IFS - independent front wheel suspension system		
<b>HYDRAULIC SYSTEM</b>				
Hydraulic piston pump with CCLS system - flow rate		● - 114 l/min		
Remote valves - type, flow rate, min - max		● - 3 mechanical - 80 l/min ○ - 3 mechanical + 2 electrohydraulic, 5 electrohydraulic - 100 l/min		
Flow divider with flow selector - section flow rate		○ - flow divider with 2 sections - 60l/min		
Free-flow return		●		
Hydraulic oil take out	l	● - 23 - ○ - 35 max take-out capacity with additional tank		
<b>REAR 3-POINT HITCH</b>				
Max lift capacity at the hooks - ram diameter	kg	● 7000 - 90 mm		
<b>FRONT 3-POINT HITCH</b>				
Lift capacity at the hooks (OECD at the hooks)	kg	2500		
<b>FRONT PTO</b>				
Type		○ - electrohydraulic multidisc clutch with modulated engagement		
<b>CAB</b>				
Landini High Vision cab - 4-post cab mounted on silent blocks		● - with panoramic roof		
Landini mechanical cab suspension system		○		
SmartPilot with armrest		●		
DSM Data Screen Manager		○ - 12" touch screen monitor		
<b>ONBOARD TECHNOLOGY</b>				
PSM Precision Steering Management, rear ISObus & EazySteer		○ ready ○ - EGNOS kit ○ - RTK NTRIP (AT spare parts)		
Fleet & Remote Diagnostics Management & Landini Farm Pro Pack		(on selected markets) ● - 1 year ○ - 3 years ○ - 5 years		
<b>WEIGHTS AND DIMENSIONS</b>				
Wheelbase	mm	2560		
Shipping weight - measured with average specs	kg	5500		
Gross vehicle weight	kg	9500		
Max front and rear tyre sizes - (Index Radius - IR)	mm	520/60R28 VF (IR 650) - 650/60R38 VF (IR 825)		

Key: ● standard ○ option

LANDPOWER	LANDPOWER 160 T-Tronic	LANDPOWER 180 T-Tronic
<b>ENGINE</b>		
Max power (97/68/EC - ISO TR 14396)	hp/kW	155 / 114
Max power with EPM (97/68/EC - ISO TR 14396)	hp/kW	165 / 122
Max torque without EPM (with EPM) at 1400 rpm	Nm	652 (676)
Manufacturer	FPT	
Engine type - Installation	NEF 67 - structural engine	
Stage V / Tier 4 Final exhaust after-treatment system	HI-eSCR2	
Cylinders/ Displacement / Valves	6 / 6.7 l / 24	
<b>TRANSMISSION</b>		
Type	T-Tronic - 6 speeds (HML) and 3 ranges	
No. of gears	● - 54 FWD + 18 REV without creeper - ○ 108 FWD + 36 REV with creeper	
Transmission & other controls	powershift controlled by switches - gears & ranges controlled by levers	
<b>REAR PTO</b>		
Speeds	rpm	540/1000
<b>HYDRAULIC SYSTEM</b>		
Hydraulic piston pump with CCLS system - flow rate	● - 110 l/min	
Remote valves - type, flow rate, min - max	● - 3 mechanical - ○ - 5 mechanical, 80 l/min	
<b>REAR 3-POINT HITCH</b>		
Max lift capacity at the hooks - ram diameter	kg	○ 8400 - 100 mm
<b>FRONT 3-POINT HITCH</b>		
Max lift capacity at the hooks (OECD at the hooks)	kg	NA
<b>FRONT PTO</b>		
Type	NA	
<b>CAB</b>		
Landini mechanical cab suspension system	-	
Instrument cluster with digital display	● - controlled by switches	
<b>WEIGHTS AND DIMENSIONS</b>		
Wheelbase	mm	2880
Shipping weight - measured with average specs	kg	6700
Gross vehicle weight	kg	11300
Max front and rear tyre sizes - (Index Radius - IR)	mm	540/65R28 (IR 675) - 650/65R38 (IR 875)

Key: ● standard ○ option

SERIE 7 SWB ROBO-SIX	SERIE 7-165	SERIE 7-175	SERIE 7-170	SERIE 7-180
<b>ENGINE</b>				
Max power (97/68/EC - ISO TR 14396)	hp / kW	155.3/114.2	166.3/122.3	155.3/114.2
Max power with EPM (97/68/EC - ISO TR 14396)	hp / kW	165.2/121.5	175.4/129.0	165.2/121.5
Max torque without EPM (with EPM) at 1400 rpm	Nm	651.9 (675.6)	700.0 (700.0)	651.9 (675.6)
Manufacturer	FPT			
Engine type - Installation	NEF 45 - structural engine		NEF 67 - structural engine	
Stage V / Tier 4 Final exhaust after-treatment system	HI-eSCR2			
Cylinders / Displacement / Valves	4 / 4.5 l / 16		6 / 6.7 l / 24	
<b>CAPACITIES</b>				
Fuel tank	l	280		
<b>TRANSMISSION</b>				
Type	Robo-Six - 6 powershift and 5 robotised ranges			
No. of gears	● - 30 FWD + 15 REV without creeper - ○ 54 FWD + 27 REV with creeper			
<b>REAR PTO</b>				
Speeds	540 / 540 E / 1000 / 1000 E			
<b>FRONT AND REAR AXLES</b>				
Front suspended axle	○ - IFS - independent front wheel suspension system			
<b>HYDRAULIC SYSTEM</b>				
Hydraulic piston pump with CCLS system - flow rate	● - 123 l/min			
Hydraulic piston pump with CCLS system - high flow rate	○ - 160 l/min			
Rear remote valves - type, flow rate, min - max	● - 3 mechanical remote valves, 80 l/min ○ - 2M, 3M + 2 electronic remote valves, 100 l/min 3E, 4E, 5E, 3E+2E, 4E+2E			
<b>REAR 3-POINT HITCH</b>				
Max lift capacity at hitch points	kg	● - 6400 - ○ 9300		
<b>FRONT 3-POINT HITCH</b>				
Max lift capacity at 610 mm	kg	3500		
<b>FRONT PTO</b>				
Type	○ - electrohydraulic multidisc clutch with modulated engagement			
Speeds	1000			
<b>CAB</b>				
Landini mechanical suspension	○ - mechanical cab suspension system			
Landini semi-active suspension	○ - electrohydraulic semi-active cab suspension system, electronically controlled			
EasyPilot with multifunction armrest	○ - with electrohydraulic remote valves			
DSM Data Screen Manager	○ - (with electrohydraulic remote valves) - 12" touch screen monitor			
<b>MISCELLANEOUS</b>				
Rear ISObus	○			
PSM Precision Steering Management, rear ISObus & EazySteer - EGNOS full kit	○			
PSM Precision Steering Management, rear ISObus & EazySteer - RTK NTRIP full kit	○			
Landini Fleet Management - ready	●			
<b>WEIGHTS AND DIMENSIONS</b>				
Wheelbase	mm	2651	2760	
Shipping weight - measured with average specs	kg	6400	6700	
Gross vehicle weight	kg	11500		

Key: ● standard ○ option



SERIE 7 SWB V-SHIFT		SERIE 7-175	SERIE 7-180
<b>ENGINE</b>			
Max power (ISO TR 14396)	hp / kW	166.3/122.3	166.3/122.3
Max power with EPM (ISO TR 14396)	hp / kW	175.4/129.0	175.4/129.0
Max torque without EPM (with EPM) at 1400 rpm	Nm	700.0 (700.0)	700.0 (700.0)
Manufacturer		FPT	
Engine type - Installation		NEF 45 - structural engine	NEF 67 - structural engine
Stage V / Tier 4 Final exhaust after-treatment system		HI-eSCR2	
Cylinder / Displacement / Valves		4 / 4.5 l / 16	6 / 6.7 l / 24
<b>CAPACITIES</b>			
Fuel tank	l	280	
<b>TRANSMISSION</b>			
Type		V-Shift - continuously variable transmission	
No. of stages		4	
<b>REAR PTO</b>			
Speeds		540 / 540 E / 1000 / 1000 E	
<b>FRONT AXLE</b>			
Front suspended axle		○ - IFS - independent front wheel suspension system	
<b>HYDRAULIC SYSTEM</b>			
Hydraulic piston pump with CCLS system - flow rate		● - 123 l/min	
Hydraulic piston pump with CCLS system - high flow rate		○ - 160 l/min	
Rear remote valves - type, flow rate, min - max		● - 3 electrohydraulic remote valves - ○ - 4E, 5E, 3E+2E, 4E+2E	
<b>REAR 3-POINT HITCH</b>			
Max lift capacity at hitch points	kg	● - 6400 ○ 9300	
<b>FRONT 3-POINT HITCH</b>			
Max lift capacity at 610 mm	kg	3500	
<b>FRONT PTO</b>			
Type		○ electrohydraulic multidisc clutch with modulated engagement	
Speeds		1000	
<b>CAB</b>			
Landini mechanical suspension		○ - mechanical cab suspension system	
Landini semi-active suspension		○ - electrohydraulic semi-active cab suspension system, electronically controlled	
EasyPilot with multifunction armrest		●	
DSM Data Screen Manager		○ - 12" touch screen monitor	
<b>MISCELLANEOUS</b>			
Rear ISObus		○	
PSM Precision Steering Management, rear ISObus & EazySteer - EGNOS full kit		○	
PSM Precision Steering Management, rear ISObus & EazySteer - RTK NTRIP full kit		○	
Landini Fleet Management - ready		●	
<b>WEIGHTS AND DIMENSIONS</b>			
Wheelbase	mm	2651	2760
Shipping weight - measured with average specs	kg	6400	6700
Gross vehicle weight	kg	11500	

Key: ● standard ○ option

SERIE 7 LWB ROBO-SIX		SERIE 7-200	SERIE 7-210	SERIE 7-230
<b>ENGINE</b>				
Max power (ISO TR 14396)	hp / kW	180 / 132	200 / 147	215 / 158
Max power with EPM (ISO TR 14396)	hp / kW	190 / 140	210 / 155	225 / 166
Max torque without EPM (with EPM) at 1400 rpm	Nm	756 (778)	840 (860)	904 (921)
Manufacturer		FPT		
Engine type - Installation		NEF 67 - iso-mounted on cast iron chassis		
Stage V / Tier 4 Final exhaust after-treatment system		HI-eSCR2		
Cylinders/ Displacement / Valves		6 / 6.7 l / 24		
<b>TRANSMISSION</b>				
Type		Robo-Six - 6 powershift speeds and 5 robotised ranges		
No. of gears		● - 30 FWD + 15 REV without creeper - ○ 54 FWD + 27 REV with creeper		
Transmission control		EasyPilot on RH console (ACTIVE version) EasyPilot with multi-function armrest (DYNAMIC version)		
APS - Auto PowerShift		● - electronically-controlled automatic powershift and range shifting		
<b>REAR PTO</b>				
Speeds		540 / 540 E / 1000 / 1000 E		
<b>FRONT AND REAR AXLES</b>				
Front suspended axle		○ - IFS - independent front wheel suspension system		
<b>HYDRAULIC SYSTEM</b>				
Hydraulic piston pump with CCLS system - flow rate		● - 123 l/min		
Remote valves - type, flow rate, min - max		mechanical, 80 l/min, 2 - 3 mechanical + 1 electrohydraulic (ACTIVE version) electrohydraulic, 100 l/min, 3 - 6 (DYNAMIC version)		
<b>REAR 3-POINT HITCH</b>				
Max lift capacity at the hooks - ram diameter	kg	9300 - 100 mm		
<b>FRONT 3-POINT HITCH</b>				
Lift capacity at the hooks (OECD at the hooks)	kg	3500		
<b>FRONT PTO</b>				
Type		○ - electrohydraulic multidisc clutch with modulated engagement		
<b>CAB</b>				
Smart Cab - 4-post cab with Landini mechanical suspension		●		
Smart Cab - 4-post cab with Landini semi-active suspension		○ - electronically-controlled electrohydraulic semi-active suspension system		
Super Deluxe air-suspension seat with sliding headrest		○ - with Dynamic Damping, backrest ventilation, Alcantara upholstery, swivel and height adjustments, automatic weight control, lumbar support and sliding headrest		
EasyPilot with multifunction armrest		●		
DSM Data Screen Manager		● - 12" touchscreen monitor		
Sound system		● - Alpine touchscreen radio DAB with Apple CarPlay & Android Auto, 4 Alpine speakers, bluetooth, aux-in and integrated microphone		
<b>ON-BOARD TECHNOLOGY</b>				
PSM Precision Steering Management, rear ISObus & EazySteer - ready		○		
PSM Precision Steering Management, rear ISObus & EazySteer		○ - EGNOS full kit ○ RTK NTRIP full kit - AT Spare Parts		
Landini Fleet & Remote Diagnostics & Farm Management Pro Pack		on selected markets ● - 1 year ○ - 3 years ○ - 5 years		
<b>WEIGHTS AND DIMENSIONS</b>				
Wheelbase	mm	2820		
Shipping weight - measured with average specs	kg	8000		
Gross vehicle weight	kg	13000		
Max front and rear tyre sizes - (Index Radius - IR)	mm	600/60R30 (IR 700) - 710/60R42 (IR 925)		

Key: ● standard ○ option

# TECHNICAL DATA

## SERIE 7 LWB V-SHIFT

		SERIE 7-210	SERIE 7-230	SERIE 7-240
<b>ENGINE</b>				
Max power (ISO/TR 14396)	hp / kW	200 / 147	215 / 158	230 / 169
Max power with EPM (ISO/TR 14396)	hp / kW	210 / 155	225 / 166	240 / 176
Max torque at 1400 rpm	Nm	840 (860)	904 (921)	966 (983)
Manufacturer		FPT		
Engine type - Installation		NEF 67 - engine iso-mounted on cast iron chassis		
Stage V / Tier 4 Final exhaust after-treatment system		HI-eSCR2		
Cylinders/ Displacement / Valves		6 / 6.7 l / 24		
<b>CAPACITIES</b>				
Fuel tank	l	350		
<b>TRANSMISSION</b>				
Type		V-Shift - continuously variable transmission		
No. of stages		4		
Transmission control		EasyPilot with multi-function armrest		
<b>REAR PTO</b>				
Speeds		540 / 540 E / 1000 / 1000 E		
<b>FRONT AND REAR AXLES</b>				
Front suspended axle		○ - IFS - independent front wheel suspension system		
<b>HYDRAULIC SYSTEM</b>				
Hydraulic piston pump with CCLS system - flow rate		● - 123 l/min		
Remote valves - type, flow rate, min - max		electrohydraulic, 100 l/min, 3 - 6		
<b>REAR 3-POINT HITCH</b>				
Max lift capacity at the hooks - ram diameter	kg	9300 - 100 mm		
<b>FRONT 3-POINT HITCH</b>				
Lift capacity at the hooks (OECD at the hooks)	kg	3500		
<b>FRONT PTO</b>				
Type		○ - electrohydraulic multidisc clutch with modulated engagement		
<b>CAB</b>				
Lounge Cab - 4-post cab with Landini mechanical suspension		●		
Landini semi-active suspension system		○ - electronically-controlled electrohydraulic semi-active cab suspension		
EasyPilot with multi-function armrest		●		
DSM Data Screen Manager		● - 12" touch screen monitor		
<b>WEIGHTS AND DIMENSIONS</b>				
Wheelbase	mm	2820		
Shipping weight - measured with average specs	kg	8300		
Gross vehicle weight	kg	13000		
Max front and rear tyre sizes - (Index Radius - IR)	mm	600/60R30 (IR 700) - 710/60R42 (IR 925)		

Key: ● standard ○ option



## SERIE 8

		SERIE 8-270 V-Shift	SERIE 8-310 V-Shift
<b>ENGINE</b>			
Maximum power (ISO/TR 14396)	hp / kW	273 / 201	313 / 230
Maximum torque at 1400 rpm	Nm	1173	1282
Manufacturer		FPT	
Engine type - Installation		NEF 67 - mounted on cast iron chassis	
Stage V / Tier 4 Final after-treatment system		HI-eSCR2	
Cylinders / Displacement / Valves		6 / 6.7 l / 24	
<b>TRANSMISSION</b>			
Type		V-Shift - continuously variable transmission	
Number of stages		4	
Transmission control		EasyPilot with multifunction armrest	
<b>FRONT PTO</b>			
Speeds		540 E / 1000 / 1000 E	
<b>FRONT AND REAR AXLE</b>			
Front suspended axle		● - parallelogram suspension (DYNAMIC)	
<b>HYDRAULIC SYSTEM</b>			
Axial pump with CCLS system - flow rate		● - 160 l/min	
Rear remote valves - type, flow rate, min - max		electrohydraulic 140 l/min, 4 - 6	
<b>REAR 3-POINT HITCH</b>			
Max lift capacity at the hooks - ram diameter	kg	12000 - 120 mm	
<b>FRONT 3-POINT HITCH</b>			
Lift capacity at the hooks (OECD at the hooks)	kg	5000	
<b>FRONT PTO</b>			
Type		○ electrohydraulic with modulated engagement	
<b>CAB</b>			
Smart Cab - 4-post cab with Landini mechanical suspension		○ - (ACTIVE version)	
Smart Cab - 4-post cab with Landini semi-active suspension		● - electronically-controlled electrohydraulic semi-active suspension system (DYNAMIC version)	
Super Deluxe air-suspension seat with sliding headrest		○ - with Dynamic Damping, backrest ventilation, Alcantara upholstery, swivel and height adjustments, automatic weight control, lumbar support and sliding headrest	
EasyPilot with multifunction armrest		●	
DSM Data Screen Manager		● - 12" touchscreen monitor	
Sound system		● - Alpine touchscreen radio DAB with Apple CarPlay & Android Auto, 4 Alpine speakers, bluetooth, aux-in and integrated microphone	
<b>ON-BOARD TECHNOLOGY</b>			
PSM Precision Steering Management, rear ISObus & EazySteer - ready	mm	●	
PSM Precision Steering Management, rear ISObus & EazySteer	kg	○ - EGNOS full kit ○ RTK NTRIP full kit - AT Spare Parts	
Landini Fleet & Remote Diagnostics & Farm Management Pro Pack	kg	on selected markets ● - 1 year ○ - 3 years ○ - 5 years	
<b>DIMENSIONS AND WEIGHTS</b>			
Wheelbase	mm	3000	
Shipping weight - measured with average specs	kg	11000	
Gross vehicle weight	kg	16000	
Max front and rear tyre sizes (Index Radius - ID)	mm	650/65R34 (IR 775) - 900/60R42 (IR 1025)	



**Landini®**

**Passion for Innovation.**

