

LOW REGULATED COUNTRIES



RANGE



TRACTOR RANGE LRC



Passion for Innovation.



— Feel the change.

From the revolutionary technical innovations of the late 19th century to the most advanced frontiers of modern agriculture, Landini boasts a unique history that has led the company to become globally recognised as a leading player in agricultural mechanisation. Today, Landini is strongly committed to promoting sustainability by offering eco-friendly concrete solutions.

The growing awareness that our planet's resources are not unlimited has revolutionised the relationship between man and agriculture. Leading the change means adopting a fair and sustainable development model. This is a global challenge that involves us all. And one that we cannot afford to lose.

Thanks to technological innovation, Landini tractors offer economic advantages such as increased productivity and lower operating costs, as well as environmental benefits like reduced water consumption and chemicals use. By driving change towards a more sustainable future, we can really make a difference.

LANDINI TRACTOR RANGE, THE BEST IN THE FIELD



SPECIALTY TRACTORS

SERIE 2 Cab and Plat 8

REX Cab and Plat 10



CRAWLER TRACTORS

TREKKER4-085 14



UTILITY TRACTORS

SERIE 60 18

SUPER Cab and Plat 20

POWERFARM 22

LANDFORCE 24



OPEN FIELD TRACTORS

LANDPOWER 28

SERIE 7 30

SERIE 8 32



LANDINI SPECIALTY TRACTORS: GEARED FOR PRODUCTIVITY

Tradition

If every trip starts with one step, in the history of specialty tractors the first step was taken by Giovanni Landini. Landini specialty tractors boast a unique, globally recognised tradition. Compact, manoeuvrable, versatile and comfortable, Landini specialty tractors are designed and manufactured in Italy's Motor Valley, the land of mechatronics. State-of-the-art manufacturing plants, top-of-the-range components, strict quality controls and, last but not least, the dedication and expertise of the Landini workforce are the main ingredients of a success story that has been lasting for over 140 years.

Configurability

Normally, not all the technologies fitted on a tractor are used. With a goal to provide only what the customer really needs, eliminating unnecessary costs, Landini offers the most customisable specialty tractors on the market. Configurable components and features include: cab or platform, driving and operating controls, engine power, transmission, front axle, and tyres. Equipped with easy-to-use, cutting-edge technology, Landini specialty tractors ensure the right degree of configurability for every application.

Flexibility

Besides providing true operating comfort, Landini specialty tractors offer ultimate versatility because they are designed and built from the ground up around the everyday needs of farmers. Moving nimbly within tight quarters and between narrow crop rows, these tractors will perform a variety of agricultural tasks with ease. Landini never ceases to surprise because it places the human being at the core of its innovative solutions.



SERIE 2

HIGHLIGHTS

- Lowest bonnet and steering wheel in this tractor class, only 1130 mm from the ground: ideal for vegetable farming, vine and fruit growing, tunnel and greenhouse crops.
- Sleek and dynamic design for functionality and style.
- Comfort guaranteed: high-visibility four-post cab with opening front and rear windows, roomy driving position, tilt-adjustable steering wheel, ergonomic controls, automotive-grade fit and finish, radio and climate control.
- Front four-wheel drive axle with differential lock and four-wheel braking: agility, traction and safety in all terrain conditions.
- Pump with 28 + 20 l/min flow rate and up to three remote valves for enhanced performance and maximum implement compatibility.



STANDARD CAB AND ROPS

The **Serie 2** STD tractors are available in ROPS configuration or with a high-visibility cab. The standard cab is equipped with climate control, radio system and opening front and rear windows for added safety and comfort in all seasons. The **Serie 2** GE is only available in ROPS version.



SERIE 2 GE, SPECIALISED IN LOW-CLEARANCE OPERATIONS

The **Serie 2** GE is specially designed for working in vegetable farms and greenhouses as well as in vineyards and orchards grown on overhead trellis systems. For this reason, both the front and rear axles are 100 mm lower than on the **Serie 2** STD. The **Serie 2** GE comes fitted with either 20" or 24" rear tyres for maximum traction and stability.



HYDRAULICS AT THE SERVICE OF EFFICIENCY

The open-centre hydraulic system supplies 28 l/min to the rear hitch and remote valves and 20 l/min to the steering system for maximum working efficiency. The tractor can be equipped with either two or three mechanical remote valves in standard configuration or with float function.

CHAMPION OF COMPACTNESS

The **Serie 2** combines high performance with eco-friendliness. Nimble and lightweight, this tractor provides excellent manoeuvrability and reduced soil compaction, making it ideal for vegetable farming, greenhouse operations and overhead trellis systems. Due to its agility, the **Serie 2** is equally at home in orchards, vineyards and municipal applications such as the maintenance of green areas.

The **Serie 2** comes in two models, the 050 and the 060. The 050 is powered by a Yanmar 2.2-litre, naturally-aspirated 4-cylinder engine that develops 44 hp and generates a peak torque of 140 Nm at only 1200 rpm. The 060 model is equipped with a Yanmar 2.0-litre, 4-cylinder turbo aftercooled engine that delivers 51 hp with 155 Nm peak torque at 2000 rpm. Both engines marry high performance with low noise and fuel economy. The transmission with steering-column synchro shuttle offers 12F/12R speeds that can be increased to 16F/16R with the addition of a creeper unit. The **Serie 2** is the most compact model in the specialty tractor segment. With a bonnet height of 1230 mm for the STD version and 1130 mm for the GE version, this tractor boasts the lowest bonnet in its class. This improves visibility to the front and allows for convenient operation in low-clearance areas. Both models have a minimum width of only 1260 mm, while the wheelbase is 1760 mm on the STD model and 1746 mm on the GE model. The small turning radius makes for easy manoeuvrability in confined spaces, thereby reducing working time, fuel consumption and operator fatigue. True to Landini's tradition, the **Serie 2** offers innovation, productivity and comfort without compromise.



HIGHLIGHTS

- High-visibility four-post cab with climate control, radio system and opening front and rear windows for safety and year-round comfort.
- Rugged, user-friendly transmission providing the right speed for every application.
- Braked four-wheel drive front axle with Hydra-Lock locking differential and four-wheel braking for agility, traction and safety in all conditions.
- Maximum hydraulic flow: 60 + 30 l/min.
Up to three remote valves ensuring maximum implement compatibility and higher efficiency.

PLAT



CAB

PERKINS ENGINES:
EFFICIENCY AND FUEL ECONOMY

The **REX** range is powered by 4.4-litre, 8-valve, 4-cylinder engines with power ratings from 74 to 111 hp and a maximum torque of 416 Nm at 1400 rpm. Available in naturally-aspirated, turbocharged and turbo aftercooled versions, the Perkins engines ensure quick response under load and at low rpm, providing excellent pulling power and fuel economy.

HYDRA-LOCK FRONT AXLE,
A CHAMPION OF MANOEUVRABILITY

The Hydra-Lock braked rigid front axle is manufactured according to the highest quality standards at Landini's facilities. The Hydra-Lock allows full differential lock engagement for superior traction and safe braking performance in any situation.

A RELIABLE TRANSMISSION
FOR ANY APPLICATION

Our transmissions are manufactured at Landini's factory to ensure high quality, strength and efficiency. Available with either synchro or power shuttle shifting, they come with a choice of either 12F/12R or 16F/16R speeds. With the Hi-Lo powershift and the creeper, the speeds available are 32 going forward and 32 in reverse.



SPECIALIST IN VERSATILITY

The **REX** specialty tractor from Landini combines a compact footprint with extreme manoeuvrability and versatility. It comes in two versions: **REX F**, designed for work in vineyards and between tight orchard rows; and **REX GE**, ideal for low orchards and vineyards, overhead trellis systems and tunnel crops. With a minimum width of 1380 mm, a minimum height to the steering wheel of 1256 mm, a wheelbase of 2124 mm and a steering angle of 55°, the **REX** is equally perfect for municipal applications. Featuring an Italian-style driving position with lowered footboards for greater operating comfort, the **REX** is available in ROPS and cab configurations. All models in the range are powered by Perkins 4.4-litre, 8-valve, 4-cylinder engines with power ratings from 74 to 111 hp.

The synchro shuttle transmission provides 12F/12R speeds and can be equipped with a two-speed Hi-Lo powershift and a creeper providing up to 32F/32R gears with advance speeds between 0.4 and 40 km/h.

The efficient hydraulic system supplies 30 l/min to the steering system and 60 l/min to the hitch and remote valves. A 30-litre oil take-out capacity is available for operating heavy implements. The **REX** come standard with a three-speed PTO, up to three remote valves, and a rear hitch lifting up to 2700 kg. A 61-litre fuel tank enables full day operation without refuelling. True to its tradition, the **REX** offers innovative solutions for enhanced productivity and superior comfort.



LANDINI CRAWLER TRACTORS: SHEER PULLING POWER

Unstoppable

Known around the world for epitomising work under extreme conditions, Landini crawler tractors are always up for a challenge. Designed to provide maximum safety on steep slopes, these tracked tractors deliver superior pulling power for heavy tillage work while reducing soil compaction after ploughing and around orchard trees. Powerful, versatile, productive, comfortable and safe, the Landini crawler tractors are unstoppable.

Capable

Built to go where others won't dare, Landini crawler tractors amaze with their pulling capacity, tractive force, flotation capability, stability and manoeuvrability. Key features of Landini crawlers include: a responsive engine for safe operation and productivity on difficult and sloping terrain; a highly configurable transmission and hydraulic system; remote valves with conveniently located, high-quality quick couplers; a powerful rear hitch; oil cooler and auxiliary oil tank; rubber tracks for superior traction. Efficient and safe, Landini crawlers are the ideal choice for farmers looking for a tractor that goes beyond the limits.

Comfortable

Landini crawler tractors are designed to ensure safe operation on rough terrain, steep slopes and muddy grounds, while providing maximum ride comfort. The air suspension seat offers best comfort on uneven terrain, while servo-assisted levers enable smooth tractor steering. Ergonomically-arranged controls provide easy and intuitive control of key tractor functions. Both the tractor cab and driving platform are suspended on Hydro-Silent Blocks to reduce vibrations. Air conditioned and sound insulated, the tractor cab protects the operator from dust and provides excellent all-round visibility. This enhances operator comfort and reduces fatigue, while improving performance and productivity.

TREKKER4-085

HIGHLIGHTS

- Steel tracks from 310 to 450 mm wide; rubber shoes 450 mm wide.
- Mechanical transmission entirely designed and manufactured by Landini: 4 gears and 2 ranges providing a total of 16F/8R speeds with overdrive or creeper.
- 85-litre fuel tank for long operating times without refuelling.
- Air suspension seat with armrests to isolate operator from vibrations for maximum ride comfort.
- Category 2 rear hitch capable of lifting up to 3150 kg; lift capacity can be increased to 4520 kg with two assistor rams.

THE UNSTOPPABLE SPECIALIST

Available in two versions, F for orchards and vineyards and M for hillside applications, the **Trekker4-085** crawler tractor from Landini combines constant grip and superior traction with low ground pressure, ensuring safe performance on all terrains and steep inclines. Equipped with sound insulation and climate control, the iso-mounted cab keeps vibrations down and provides full all-round visibility. The driving position offers an air suspension seat, a redesigned dashboard and side console, ergonomic and intuitive controls, radio system and automotive-style suspended pedals. The Deutz AG 2.9L, 8-valve, 4-cylinder turbo aftercooled engine meets Stage V emission requirements and delivers 75 hp. The fuel tank has a capacity of 85 litres. The 16F/8R synchro shuttle transmission can be fitted with an overdrive to achieve 15 km/h or a creeper providing speeds as low as 300 m/h. The triple-pump hydraulic system supplies 56 + 28 l/min to the hitch and remotes and 28 l/min to the steering system and operates up to five remote valves with six quick couplers and a flow control system. The rear hitch has a standard lift capacity of 3150 kg which can be increased to 4520 kg with twin assistor rams. The **Trekker4-085 F** can be fitted with either 310 or 360 mm wide semi-lubricated steel tracks, while the **Trekker4-085 M** comes with 400 or 450 mm wide extra-large lubricated tracks. Rubber shoes are 450 mm wide. Efficient, versatile, comfortable and safe, the **Trekker4-085** is unstoppable even on the toughest and steepest terrains.



HYDRAULIC SYSTEM TAILORED TO YOUR NEEDS

Flexible and highly customisable, the triple-pump hydraulic system of the **Trekker4-085** supplies 56 + 28 l/min to the rear hitch and to up to five remote valves and 28 l/min to the steering system for maximum driving comfort. The system can be optionally equipped with up to six hydraulic couplers at the front.



DRIVING POSITION DESIGNED FOR COMFORT

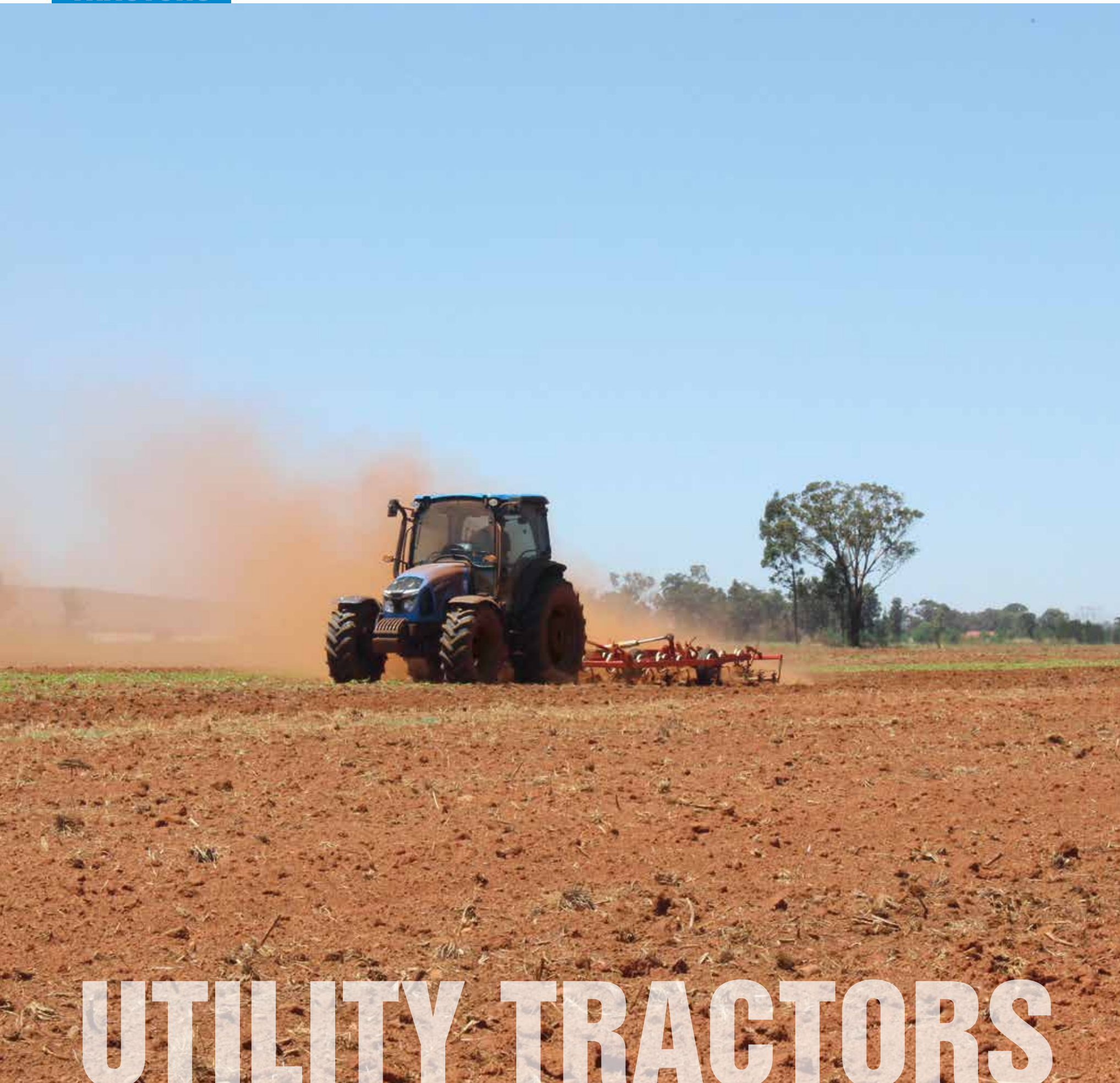
The driving position is designed for enhanced ride comfort. A large driver's seat with air suspension and armrests options, a dashboard with digital instrument cluster, a side console with redesigned controls – everything is accurately designed to improve ergonomics and ease of use.



ISO-MOUNTED CAB: COMFORTABLE AND SEALED FROM DUST AND MOISTURE

The high-visibility cab of the **Trekker4-085** is a six-post design with slightly protruding doors and telescoping mirrors. The cab is equipped with a Hydro-Silent Block suspension which reduces vibration and operator fatigue. The interior is fully air-conditioned and equipped with automotive-grade fit and finish and air suspension seat for enhanced operator comfort.





UTILITY TRACTORS: READY FOR THE FIELD

Design

Every tradition has a beginning. The history of multi-purpose tractors starts with Giovanni Landini over 140 years ago. A true passion of the family, Landini utility tractors are recognised worldwide for their innovative design. Being part of the large Landini community means relying on fully Italian-made sturdy, dependable and unstoppable machines.

Versatility

Based on the unique expertise acquired in over a century of activity, Landini utility tractors respond to the flexibility needs of modern farm businesses. Designed and built from the scratch around the farmers' needs, these tractors ensure uncompromising performance and ultimate versatility. Landini utility tractors are also versatile in terms of equipment: each tractor is unique and can be tailored to each farmer's needs, thereby increasing efficiency and productivity.

Size

Landini utility tractors are perfect in size and provide all the traction, grip and stability you need, both in the field and on the road. Capable of handling virtually any job on the farm—including ploughing, harrowing, mowing, haymaking, orchard work, transport and much more besides—the Landini utility tractors are the true all-rounders of modern agriculture.

SERIE 60

HIGHLIGHTS

- 4-post ROPS design, also available with canopy.
- Engines from 75 to 84 hp; two- or four-wheel drive options.
- Creeper transmission allowing for speeds from 0.35 to 30 km/h.
- Open-centre hydraulic system: 41 l/min for hitch and remotes and 24 l/min for steering system.
- Up to two rear remote valves.
- Rear hitch capable of lifting up to 4520 kg.
- Maintenance every 500 hours of operation.

SIMPLICITY THAT MAKES A DIFFERENCE

A truly versatile tractor, the **Serie 60** works efficiently in the field, moves nimbly around the farm and travels safely on the road. Simple, strong and reliable, this utility tractor always makes a difference, whatever the task at hand.

The **Serie 60** features a four-post ROPS and can be fitted with a sun canopy. The roomy driving position features a comfortable, fully adjustable sprung seat and ergonomically arranged controls. The dashboard with analog instruments allows the operator to drive the tractor and operate the implements with maximum ease and comfort. The three models in the range are powered by a Perkins 1104A, a reliable and durable naturally aspirated four-cylinder engine with power ratings from 75 to 84 hp that guarantees high torque values, low noise and outstanding fuel economy. The tilt-up metal bonnet provides easy access to the engine compartment for quicker maintenance.

The 12F/12R transmission can be equipped with a creeper to increase the number of speeds to 24F/12R. The shuttle control lever is conveniently located for ease of use. The electrohydraulic rear wheel differential lock improves tractive performance on all terrains.

The hydraulic system supplies 41 l/min to the hitch and remotes and 24 l/min to the steering system for a total flow of 65 l/min. The PTO offers two speeds: 540/540E or 540/1000 rpm. A ground speed PTO is also available. The clutch lever enables smooth and modulated engagement of the PTO. If you are looking for a simple, efficient and durable tractor, then look no further, the **Serie 60** from Landini is the right choice for you.

JUST GET ON THE TRACTOR AND GO

While technology is becoming more and more complex, the **Serie 60** follows a different route: all controls are simple and user-friendly so that operation is intuitive and operator can fully concentrate on the task at hand.



STURDY AND EFFICIENT TRANSMISSION

The transmission of the **Serie 60** provides 12F/12R speeds that can be increased to 24 forward and 24 in reverse with the addition of a creeper unit. A user-friendly shuttle lever makes for easy directional changes. The tractor is further equipped with Twin Lock combined front and rear differential locks to reduce wheel slip and maximise traction on all four wheels.



THE REAR HITCH GIVES YOU ALL THE FORCE YOU NEED

The **Serie 60** features a mechanically operated Category 2 rear three-point hitch capable of lifting up to 4520 kg when fitted with twin assistor rams. Two levers allow the operator to raise and lower the hitch, adjust the lower link draft and control the mixed draft/position function.





SUPER

HIGHLIGHTS

- Both models in the range, standard and HC, are available in cab and ROPS versions.
- Perkins 1104D engine with power ratings from 82 to 111 hp.
- Fuel tank capacity up to 100 litres.
- Transmission: 16F/16R synchro shuttle or 16F/16R power shuttle with shuttle modulation control and de-clutch function.
- Hydra-Lock locking differential.
- Open-centre hydraulic system with flow rate of 54 + 30 l/min.
- Up to 4 rear remotes.
- Rear hitch capable of lifting up to 5080 kg.
- Maintenance intervals: 500 hours.

SUPER HC, THE HORTICULTURE SPECIALIST

Thanks to its large-diameter equal-sized wheels with narrow tyres and its minimal soil compaction, the **Super HC** is the ideal tractor for planting, fertilizing, irrigating and harvesting vegetables, fruits, corn, rice and other crops.



EFFICIENT AND DURABLE ENGINES

The Perkins 1104D 4.4-litre, 8-valve, 4-cylinder engines deliver from 82 to 111 hp with peak torques from 289 to 416 Nm. Available in naturally-aspirated, turbo-charged and turbo aftercooled versions, these engines meet Tier 0 and Tier 3 emissions regulations and feature up to 100-litre fuel tank capacity for long running times.



ARGO TRACTORS TRANSMISSIONS

The **Super** tractors feature a 12F/12R synchro shuttle transmission and can be equipped with a 16F/16R creeper unit offering a minimum speed of 0.35 km/h. A 12F/12R power shuttle transmission with de-clutch function is also available for easy forward/reverse shifting and clutchless gear changes.



ARGO TRACTORS AXLES

The two- and four-wheel drive axles manufactured by Argo Tractors are available with Hydra-Lock full locking differential. They provide outstanding traction on all terrains, thanks to the mechanical four-wheel drive engagement and the electrohydraulic rear differential lock.



SUPER VERSATILE, SUPER EFFICIENT

The **Super** tractor range from Landini is designed to meet the needs of a wide variety of applications, from open field activities to haymaking through to vegetable growing, vineyards and orchards. Completely restyled with a more contemporary look, the new **Super** tractor offers improved performance and new functions.

The tractor is available in three versions: cab, ROPS and high clearance. Perfectly sound insulated, the four-post cab provides superb all-round visibility and sports an automotive-grade fit and finish. The driving position features an air suspension seat, an adjustable steering column, a new dashboard, and ergonomically-arranged controls. The suspended foot pedals help minimise the amount of dirt and vibrations entering the cab. An air conditioning and filtering system keeps the driver comfortable in any situation. Reliable and fuel efficient, the Perkins 1104D 4.4-litre 4-cylinder engines that power the **Super** range come in naturally aspirated, turbocharged and turbo aftercooled versions with power ratings from 82 to 111 hp. The ROPS and HC versions feature a 95-litre fuel tank, while the cab version is equipped with a 100-litre fuel tank for extended run time.

The tractor features a 12F/12R synchro shuttle transmission that can be equipped with 16F/16R creeper speeds. A wet-clutch 16F/16R power shuttle transmission with modulation control and de-clutch function for clutchless gear shifting is also available. The front axle comes with either two- or four-wheel drive with Hydra-Lock full locking differential and may be equipped with paddy seals.

The hydraulic system supplies 54 l/min to the hitch and remotes and 30 l/min to the steering system for enhanced driving comfort. The **Super** tractor offers up to four rear remote valves and a two-speed PTO with 540/1000 or 540/540E rpm, plus a ground speed PTO. The tractor is equipped with a rear hitch capable of lifting 5080 kg and is factory-prepared for fitting a Landini L20 front loader.



POWERFARM

HIGHLIGHTS

- Total View Slim cab: maximum visibility and convenient, intuitive controls.
- Air suspension seat.
- Flat-deck platform for comfortable operation.
- Strong and efficient Perkins engines with up to 111 hp.
- 120-litre fuel tank.
- Transmissions: 12F/12R Power Four with electrohydraulic power shuttle; 48F/16R T-Tronic with HML powershift and creeper.
- Braked front axle with Hydra-Lock locking differential.
- Open-centre hydraulic system: up to 60 l/min for hitch and remotes and 30 l/min for steering system.
- Mechanical or electronic rear hitch with up to 4500 kg lift capacity.
- Tractor ready for Landini L20 front loader.
- 34-inch rear tyres.



TOTAL VIEW SLIM CAB: ALL-ROUND VISIBILITY

With its four-post design and generous glazing, the new cab of the Powerfarm tractor provides 360-degree all-round vision for easy and safe maneuvering in confined spaces, where good close-range visibility is essential. The transparent roof hatch makes for easier front loader work.



RELIABLE AXLE PERFORMANCE IN THE FIELD AND ON THE ROAD

The Powerfarm features a braked front axle with differential lock and electrohydraulically engaged four-wheel drive. Wet multi disc brakes are fitted to ensure efficient braking on all four wheels. A high ground clearance and a 55-degree steering angle make for excellent manoeuvrability.



MECHANICAL OR ELECTRONIC REAR HITCH

The precise mechanical rear hitch with Ergonomic Lift System raises and lowers the implement with the simple click of a button, making for faster headland turns and greater productivity. Accurate and efficient, the electronic rear hitch is designed to repeat operations and recall stored positions. External hitch controls on the rear fenders make it easier to attach implements from the ground.

MORE SURPRISING THAN EVER

Boasting performance comparable to higher-class tractors, the **Powerfarm** surprises with its efficiency and versatility. Ideal for soil preparation activities such as ploughing, tilling and harrowing, this nimble tractor is equally perfect for sowing and haymaking and will move safely around the farm and on the road. Thanks to its compact design and its fully restyled cab with comfortable driving position, ergonomically-arranged controls and advanced functions, the **Powerfarm** will handle any given task with utmost efficiency.

The **Powerfarm** is powered by a Perkins 1104D 4.4-litre turbo aftercooled engine that delivers 93 to 111 hp. The tractor is equipped with electrohydraulic four-wheel drive engagement and can be supplied with hydraulic trailer braking system. The 120-litre fuel tank ensures full-day operation without refuelling.

The Power Four transmission offers 12F/12R speeds with electrohydraulic power shuttle and can be equipped with a creeper unit providing 16F/16R speeds. The T-Tronic transmission with three-stage HML powershift offers 48F/16R speeds and features an electrohydraulic power shuttle with modulation control and de-clutch function that provides smooth gear changes without using the clutch pedal. The creeper allows speeds from 0.3 to 40 km/h on all versions. The open-centre hydraulic system supplies up to 60 l/min to the hitch and remote valves and 30 l/min to the steering system. The **Powerfarm** tractor features a rear PTO with two speeds: 540/540E or 540/1000 rpm. The rugged rear hitch is capable of lifting up to 4500 kg and can be electronically controlled. The **Powerfarm** tractor is supplied front loader-ready. If what you are looking for in a tractor is robustness, reliability and agility, then the new **Powerfarm** from Landini is exactly what you need.



HIGHLIGHTS

- Two versions: ROPS and cab. Ergonomically-arranged, intuitive controls.
- FPT NEF 4-2V engine: 4.5-litre, 8-valve, 4-cylinder turbo with 120 hp.
- Fuel tank: 180 litre capacity for many hours of uninterrupted operation.
- Transmissions: 12F/12R speeds with synchro shuttle; 48F/16R speeds with power shuttle, Twin-Lock full locking differential and de-clutch function.
- Hydraulic system: open-centre with 67 l/min + 30 l/min flow rate; closed-centre with 110 l/min + 38 l/min flow rate.
- Rear electronic hitch: lift capacity up to 6000 kg.




THE ENGINE THAT POWERS YOUR WORK

The **Landforce** 115 and 125 are powered by Tier 3 FPT NEF 4-2V 4.5-litre, 4-cylinder turbocharged engines that deliver 112 hp and 120 hp with maximum torques of 510 Nm and 515 Nm. Both models are equipped with a 180-litre fuel tank, the largest in the 120 hp engine class.



SPEED FOUR AND T-TRONIC TRANSMISSIONS

The Speed Four transmission offers four synchronised gears and three ranges with synchro shuttle providing 12F/12R speeds. The T-Tronic transmission with three-stage HML powershift provides 48F/16R speeds; it is equipped with electrohydraulic power shuttle with modulation control and de-clutch function for smooth, clutchless gear changing. The creeper allows speeds from 0.4 to 40 km/h.



CONFIGURABLE HYDRAULIC SYSTEM

The open-centre hydraulic system supplies 67 + 30 l/min and operates up to three remote valves. The closed-centre hydraulics deliver 110 + 38 l/min and operate up to four remotes. The PTO offers two speeds: 540/1000 or 540/540E rpm. A ground speed PTO is also available. The **Landforce** features a mechanical or electronic rear hitch with a maximum lift capacity of 6000 kg.



YOUR EVER-RELIABLE WORKMATE

The **Landforce** is designed for farmers looking for a strong, simple and reliable tractor. User-friendly and versatile, this tractor will tackle almost any task in the field and on the farm. The **Landforce** is available with cab or ROPS bar. The four-post cab provides superb all-round visibility and is equipped with air suspension seat, adjustable steering wheel, ergonomically-arranged controls and climate control for maximum ride comfort. The opening roof hatch and six powerful halogen lights make for ease of operation. The platform version with two-post ROPS frame can be equipped with sun canopy.

The **Landforce** is powered by a Tier 3 FPT NEF 4-2V 4.5-litre, 4-cylinder turbocharged engine that delivers 112 to 120 hp. The fuel tank has a capacity of 180 litres, which ensures long working days without interruption.

The **Landforce** is available with two transmission options: 12F/12R Speed Four with synchro shuttle; 16F/16R T-Tronic with HML powershift and electrohydraulic power shuttle with modulation control and de-clutch function for smooth, clutchless gear changing. Both transmissions can be equipped with a creeper unit allowing speeds from 0.4 to 40 km/h. The tractor is available with either an open-centre hydraulic system that supplies 67 + 30 l/min or a closed-centre system with 110 + 38 l/min hydraulic flow. The system can be equipped with up to four rear remotes and a two-speed PTO with 540/1000 or 540/540E rpm. The electrohydraulic clutch enables smooth and modulated engagement of the PTO ensuring a soft start-up of the implement. A ground speed PTO is also available. The **Landforce** features a Category 2 mechanical rear hitch capable of lifting up to 6000 kg. An electronic rear hitch with shock absorber function is also available. External hitch controls are located on the rear fenders, making it easier to attach implements from the ground.



LANDINI TRACTORS: EXCELLENCE IN THE OPEN FIELD

Quality

Quality speaks for itself. Anyone who has tried a Landini tractor at least once knows why. Landini tractors are the result of an expertise that cannot be improvised but is built on the experience of those who have been designing and manufacturing tractors for over 140 years. So, when you opt for a Landini open field tractor, you know you are choosing unparalleled quality. Because Landini tractors are excellent by tradition.

Comfort

For its open field tractors, Landini has developed a really comfortable cab. Inside everything is simple, functional and within easy reach. The interior features a high-quality automotive-grade fit and finish. The instrument cluster and the steering column are adjustable in height and tilt. The driver's seat is fully equipped with comfort features and an efficient climate control system maintains the desired cab temperature whatever the outdoor weather conditions. Based on advanced ergonomic studies, all controls are arranged in a logical and intuitive manner for maximum comfort and ease of operation. Choosing an open field tractor from Landini means you will be able to drive your tractor right away, without stress and time wasted. Offering high quality, operating comfort and total reliability, Landini is the ideal partner to boost your productivity.

Simplicity


Open field tractor technology is becoming increasingly complex. As a result, farmers have to face high employee training costs or rely on agricultural contractors to keep their farms running. Landini knows this and has chosen to take a different route, combining state-of-the-art technology with extreme ease of use. To meet this challenge, Landini has adopted a farmer-centred design approach which allows the user to concentrate on the task at hand instead of staying focused primarily on tractor operation. The Landini open field tractors are designed to be highly configurable and customizable to each farmer's specific requirements. This ensures customers get only what they need, eliminating unnecessary costs.



LANDPOWER

HIGHLIGHTS

- Forward-sloping bonnet for improved visibility.
- FPT NEF 67 6.7-litre engines with power rating up to 157 hp.
- 260-litre fuel tank for extended operation.
- T-Tronic transmission: 6 powershift speeds (HML) and 3 ranges, 108F/36R speeds with creeper.
- Open- centre hydraulic system with 88 + 38 l/min flow rate; closed-centre hydraulic system with 110 + 38 l/min flow rate.
- Up to 5 rear mechanical remote valves.
- Electronically-controlled rear hitch with up to 8400 kg lift capacity.



FPT NEF 67 ENGINE: MORE TRACTION, LESS FUEL CONSUMPTION

The FPT NEF 67 6.7-litre, 6-cylinder turbo intercooled engine delivers up to 157 hp and provides a torque of 691 Nm at 1400 rpm for more traction and up to 10% fuel saving. A 260-litre fuel tank ensures long running time. The tilt-up bonnet makes maintenance checks quick and simple.



POWERFUL ELECTRONIC REAR HITCH

The Category 2 and 3 electronic rear hitch with shock absorber function ensures simple and precise implement operation. The hitch is equipped with draft, position and mixed control functions and float position. Powerful and sturdy, the rear hitch of the **Landpower** can lift up to 8400 kg.



FRONT AXLE WITH 55° STEERING ANGLE

The front axle is equipped with differential lock, wet disc brakes and four-wheel drive and offers a high ground clearance and a 55-degree steering angle. These features increase traction and manoeuvrability, making for greater comfort, safety and productivity.

LANDPOWER, A PROVEN TRADITION OF POWER AND RELIABILITY

The **Landpower** is a simple, yet powerful and reliable tractor capable of performing all jobs in the field. Available in cab and platform versions, this tractor features a functional design with a sloping bonnet for improved front visibility. The platform version with two-post ROPS can be equipped with a sun canopy. The four-post cab with opening roof hatch ensures perfect all-round visibility. Designed with comfort in mind, the cab interior offers an air suspension seat, a tilting and telescopic steering wheel, ergonomic easy-to-use controls, and air conditioning. Up to 12 halogen work lights make night work easier.

The **Landpower** tractors are powered by FPT NEF 67 6.7-litre, 6-cylinder turbo intercooled engines. With power ratings of up to 157 hp and a torque of 691 Nm at 1400 rpm, these engines provide plenty of pulling power with up to 10% fuel saving. A 260-litre fuel tank ensures long working days without refuelling. The T-Tronic transmission with six powershift speeds (HML) and three ranges offers a total of 54F/18R speeds. The de-clutch function and the reverse power shuttle make gear shifting and changing from forward to reverse quick and easy. A creeper unit increases speeds to 108 forward and 36 in reverse with a minimum creep speed of 350 m/h.

The closed-centre hydraulic system with variable-displacement pump supplies 110 l/min to the hydraulic functions and 38 l/min to the steering system. The **Landpower** features up to five mechanical remote valves and an electronic rear hitch with a maximum lift capacity of 8400 kg. The rear PTO offers two speeds: 540 and 1000 rpm. An electrohydraulically operated wet multidisc clutch enables smooth and modulated engagement of the PTO. **Landpower**, your most reliable workmate ever.



HIGHLIGHTS


- Semi-active cab suspension.
- Air suspension seat with swivel option. Hide-away buddy seat.
- Tilt and telescopic steering wheel, tilting with instrument panel.
- Up to 20 LED work lights on bonnet, cab and fenders.
- Coolers open out from a single latch to allow easier and faster cleaning.
- V-Shift four-stage continuously variable transmission.
- Robo-Six transmission with 6 powershift speeds and 5 robotised ranges.
- Closed-centre hydraulic system with variable displacement pump delivering up to 160 l/min.
- Front axle with independent suspensions.
- Two trim levels: Active, with mechanical remote valves; Dynamic, with multifunction armrest, ergonomic joystick and electrohydraulic remotes.
- ISOBUS & Precision Steering Management systems, controlled from a 12-inch touch screen monitor.

A GREAT TRADITION OF EFFICIENCY

Specially designed for open field work, the **Serie 7** tractor range leads the market for efficiency, performance, flexibility and comfort. The Lounge cab is a four-post design with rear-hinged doors that provides excellent all-round visibility, along with a variety of comfort features such as an automotive-style fit and finish with soft-touch materials; efficient sound insulation; air suspension seat with swivel option; adjustable steering wheel and instrument panel; multifunction joystick controller; 12" touch screen display; DAB+ radio with MP3 player, Bluetooth and integrated microphone; opening transparent roof hatch; and automatic climate control. The semi-active cab suspension system reduces vibrations, while the suspended front axle absorbs impacts caused by uneven terrain, further enhancing the ride comfort. The **Serie 7** tractors are powered by FPT NEF 6.7L engines with power ratings of up to 230 hp. Engines are located within a rugged chassis with shock absorbing rubber mounts which helps reduce noise and vibration levels within the cab and transfers all the power to the ground, thereby improving performance. The **Serie 7** tractors come with a choice of two transmissions: a V-Shift four-stage continuously variable transmission with four planetary gear trains and a Robo-Six transmission with five ranges and a six-speed on-the-go powershift providing 30F/15R speeds. A creeper unit increases speeds up to 54 forward and 27 in reverse. The closed-centre hydraulic system features a 160 l/min high-flow pump which ensures efficient implement operation. With the **Serie 7**, Landini stands out as a reliable partner capable of offering unmatched performance, productivity and comfort.

FPT NEF ENGINE: PLENTY OF POWER IN THE FIELD

The **Serie 7** tractor range is powered by FPT NEF 6.7L, 24-valve, 6-cylinder turbo engines with common rail injection system that deliver up to 230 hp and meet Tier 3 emission regulations. The engines are located within a rugged chassis with silent block rubber mounts which helps reduce noise and vibration levels and transfers all the power to the ground, maximising traction.



LOUNGE CAB FOR UNPARALLELED COMFORT

Spacious and sound-insulated, the Lounge cab features a high-grade fit and finish with easy-clean soft-touch materials, a ventilated air-suspended swivel seat and fully adjustable steering wheel and dashboard. All controls are ergonomically arranged and intuitive to use. The cab is equipped with various storage compartments, some of them refrigerated, charging sockets, DAB+ radio with MP3 player, Bluetooth and microphone. Eight air vents ensure a comfortable working environment all year round.



V-SHIFT AND ROBO-SIX TRANSMISSIONS

The V-Shift four-stage continuously variable transmission delivers responsive performance, making work easier and safer. The Robo-Six transmission with six powershift gears and five ranges offers 30F/15R speeds. In addition, a creeper option provides 54F/27R speeds for high performance, smooth driving and fuel economy.

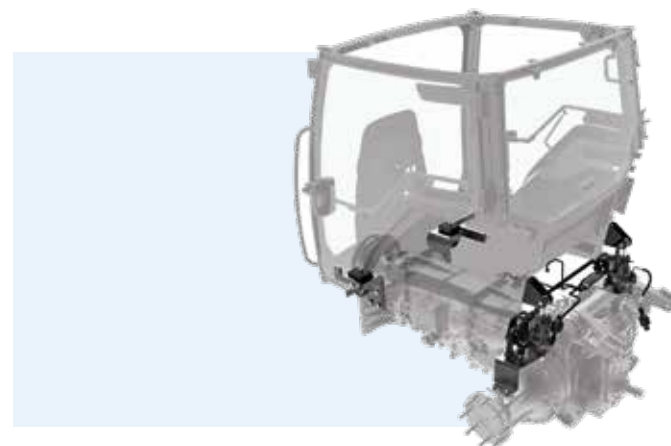




SERIE 8


HIGHLIGHTS

- Lounge Cab: 4-post design and semi-active cab suspension.
- Air-suspended swivel seat with ventilation system.
- Tilt and telescopic steering wheel, tilting with instrument panel.
- Up to 20 latest-generation LED work lights on cab, bonnet and fenders.
- FPT NEF 67 engine located within a cast-iron chassis for enhanced performance.
- eVGT electronically-controlled variable-geometry turbocharger.
- V-Shift four-stage continuously variable transmission.
- Centre-pivot suspended front axle with wet multidisc brakes.
- CCLS hydraulic system with variable-displacement pump delivering up to 212 l/min.
- Coolers open out to allow easier and faster cleaning.
- ISOBUS & PSM Precision Steering Management systems, controlled from a 12-inch touch screen monitor.



SEMI-ACTIVE CAB SUSPENSION

An innovative semi-active cab suspension system isolates the tractor body from wheel vibrations caused by uneven terrain. The semi-active cab suspension of the **Serie 8** can be specified with three different shock absorbing levels for easier tractor driving and enhanced operator comfort.



V-SHIFT CONTINUOUSLY VARIABLE TRANSMISSION

The V-Shift continuously variable transmission rolls into the future with a technology that enhances efficiency, productivity and fuel economy. The V-Shift transmission offers four speed ranges for smoother driving and faster acceleration.



MORE HYDRAULIC FUNCTIONS WITH THE FLOW DIVIDER

A flow divider with six quick couplers is available to control three different hydraulic functions through a flow selector using a single remote valve: with six remotes and one three-way flow divider you can control up to eight different hydraulic functions.

INNOVATION FOR TOP PERFORMANCE

The **Serie 8** from Landini is an innovative tractor designed to meet the most exacting needs of large farms and agricultural contractors. With its four-post design and rear-hinged doors, the Lounge cab of the **Serie 8** offers superb all-round visibility. The spacious cab interior is sound insulated and features a high-grade fit and finish with easy-clean soft-touch materials. The air-suspended swivel seat is ventilated and the steering wheel and instrument panel are fully adjustable. The multifunction armrest and the joystick controller are ergonomically designed and intuitive to use. The cab offers additional accessories such as multiple storage compartments with refrigerated units; various charging sockets, and a radio system with DAB+, MP3 player, Bluetooth and integrated microphone. The automatic climate control system with eight vents maintains the desired cab temperature whatever the outdoor weather conditions. The cab and front axle suspension systems reduce vibrations for enhanced ride comfort. Up to 20 LED work lights fitted on the cab, bonnet and fenders provide powerful lighting for night work. The **Serie 8** tractors are powered by FPT NEF 67 6.7-litre, 24-valve, 6-cylinder engines with turbocharger and common rail injection system that meet Tier 2 emissions regulations and deliver up to 305 hp. The engine is located within a rugged cast-iron chassis and suspended on silent blocks. This solution helps reduce noise and vibration levels within the cab and allows maximum power transfer to the ground, further enhancing performance. The **Serie 8** is equipped with the innovative V-Shift four-stage continuously variable transmission. A high-flow hydraulic system provides a maximum total flow of 212 l/min and supplies 140 l/min to eleven electrohydraulic remote valves.



EXTENDED WARRANTY FOR PEACE OF MIND

A new extended warranty of five years or 5000 hours of operation on all tractor components, excluding wearable parts such as brakes, is the most cost-effective solution to protect your Landini tractor fleet. In addition, the Full option provides comprehensive coverage with no deductible. And that's not all. The warranty extension package is tailored to the needs of each farm and adapted to each tractor model: you can choose between a year-based and an hour-based warranty period.

The extended warranty can be combined with scheduled maintenance packages to keep your tractor in good working order over time, thereby protecting the resale value of the vehicle. In addition, if you choose the warranty extension and scheduled maintenance options at the time of tractor purchase, these can be included in the purchase financing. Ever since its foundation, Landini has always put the needs of farms and farmers at the core of its solutions.

SCHEDULED MAINTENANCE FOR GUARANTEED EFFICIENCY



Proper scheduled maintenance performed on an ongoing basis will make your tractor more efficient, reliable and durable. A correct preventive maintenance will also minimize extraordinary maintenance operations, eliminating costly downtime. Landini scheduled maintenance is done at our dealerships by solution-oriented trained technicians who use state-of-the-art diagnostic equipment and technology.

Landini has developed modular service packages, to be performed at preset hour intervals, at prices that are:

- > **Fair:** lower than the cost of individual maintenance services;
- > **Clear:** inclusive of labour and genuine maintenance parts;
- > **Firm:** locked in and protected from increases.

And that's not all. If purchased in conjunction with the tractor, the scheduled maintenance package can be included in the financing. By choosing Landini you can focus on work and productivity, while our qualified staff will take care of everything else.



LANDINI ORIGINAL SPARE PARTS: THE CORNERSTONE OF YOUR PRODUCTIVITY

Although it works hard, your Landini tractor always looks good as new. With Landini original parts time seems to have stopped. Our original spare parts are an integral part of our scheduled maintenance and extended warranty program. Developed by the same engineers who design and manufacture the Landini tractors, genuine Landini parts are designed and manufactured to the highest quality standards to ensure reliable and safe performance over time.

The strong points of Landini original spare parts are the following:

- > **Fast delivery:** Spare parts are always shipped within 24 hours of order receipt.
 - > **Quality:** Each part comes with a 12-month warranty and is marked with a tamper-proof hologram that certifies the product's quality and originality.
 - > **Value for Money:** Original Landini parts are reliable and good value; they improve your tractor performance, maintain high productivity levels and preserve your tractor's value.
- All Landini spare parts rely on our extensive design and manufacturing expertise. When you choose Landini, you are choosing quality without compromise.

HISTORY

1884



1884 ■ **Fabbrica di Attrezzi Agricoli ed Enologici**

Giovanni Landini sets up a factory for the production of wine-making and agricultural machinery in Fabbrico, near Reggio Emilia, in the land known today as Motor Valley.

1910 - 12 hp stationary engine

Giovanni Landini develops his first hot-bulb engine, a two-stroke single-cylinder unit. The engine is installed for the first time in Italy on agricultural machines.

1915 - 30 hp Locomobile

This stationary engine, mounted on a light-weight undercarriage, is used to power pumps and machinery. A new era for agriculture begins.

1924



1924 ■ **25/30 hp**

The first Landini tractor is built. The 25/30 hp model, powered by a hot-bulb single-cylinder engine, enters mass production in 1928.

1932 - 40 hp

The Landini 40 hp tractor enters production. This model is used to reclaim large areas of land.

1934 - Super Landini

The Super Landini is very successful. With its 48 hp, this is one of the most powerful tractors in the world at the time. It is used extensively for the large-scale land reclamation works being carried out in Italy in those years.

1935



1935 ■ **Vélite**

Another big success: the Vélite is a highly versatile little tractor, perfect for medium-sized farms. Available in six versions, it delivers 25 hp and weighs only 2300 kg.

1941 - Bufalo

The Landini range expands with the Bufalo, a medium-sized tractor with a hot-bulb two-stroke engine that delivers 35 and 40 hp.

1950



1950 ■ **L25 and L45**

A new tractor range powered by hot-bulb engines is launched. The range includes two models: the small L25 with 30 hp and the large L45 with 50 hp. Both feature 4F/1R speeds and are equipped with differential lock.

1953 - L35

The L35 semi-diesel tractor is produced. It has a maximum power of 40 hp and comes fitted with a hydraulic rear hitch and a rear PTO.

1955



1955 ■ **L55**

With up to 60 hp, the L55 is the most powerful semi-diesel tractor from Landini. It comes in two versions: A, with 4F/1R speeds; B, with 6F/2R speeds.

1956



1956 ■ **Landinetta**

Landinetta, Landini's first diesel tractor hits the market. Powered by a two-stroke single-cylinder engine delivering 15 to 18 hp, this compact tractor is ideal for orchard work.

1957. Landini - Perkins Engines

Landini and Perkins Engines sign a licence agreement for the production of the British-made diesel engines in Italy.

1959



1959 ■ **C35**

Landini starts production of its first crawler tractor, the C35. The same year, the company is acquired by Massey Ferguson.

1973



1973 ■ **6500 / 7500 / 8500**

The 6500, 7500 and 8500 tractors are launched. All models feature an innovative transmission with 12F/4R speeds.

1977 - Large

The Large series is Europe's first tractor to exceed 100 hp. It is also the first tractor to feature an iso-mounted driving position.

1982 - Orchard specialty tractors

In 1982, orchard specialty tractors, a business segment where Landini is still a global leader for market share and technology innovation, enter production. In 1986, Landini launches a range of vineyard specialty tractors.

1988 - Serie 60 / 70 / 80 and Serie 10000 Large

The Fabbrico manufacturing plant reaches the milestone of 13,000 units sold. The new Serie 60, 70 and 80 medium-power tractors feature an innovative 24F/12R transmission. The Serie 10000 Large delivers up to 145 hp.

1994 - Argo Tractors industrial group

Landini is acquired by Argo Tractors, an industrial group owned by the Morra family. The new industrial plan is a success: sales rise by 30 percent over the previous year.

1997



1997 ■ **Legend II - Globus - Serie 80 Evolution**

New Legend II, Globus and Serie 80 Evolution tractors enter production. Branches are opened in Spain and Germany. Tractor sales for the year reach nearly 17,000 units.

1998 - Mistral - Discovery

The Discovery and Mistral ranges are launched. With the Mistral tractors Landini enters the compact tractor segment.

1999 - Market share and branches

Landini reaches a global market share of 5%. The following year, the company opens branches in the USA, Canada, Australia and South Africa.

2000



2000 ■ **Renewal of product ranges**

All tractors between 50 and 100 hp are updated. New Rex Orchard, Rex Vineyard, Mythos, Ghibli, Atlantis and Trekker ranges are put into production.

2002 - Vision

The Vision range is launched. This tractor family sets a new benchmark for the 80-100 hp market segment.

2005



2005 ■ **PowerMaster**

The PowerMaster tractor range enters production.

2008 - Tractor of the Year.

The Rex 85S is named Tractor of the Year in the Best of Specialized category. The Powermondial range is launched.

2010



2010 ■ **New Rex range**

The new Rex range delivers up to 111 hp. At Eima International, the Rex 110F is named Best of Specialized in the 2011 Tractor of the Year awards. Landini launches the Serie 7 range for open field applications and the 5H utility tractor range with power ratings from 75 to 100 hp.

2013 - New Serie 6 and Serie 7

The new Serie 6 and Serie 7 tractors are powered by FPT NEF 4- and 6-cylinder engines meeting Tier 4 emission regulations.

2014 - Serie 4

The new Serie 4 supersedes the Alpine range. For the first time, the Perkins engines are replaced by Deutz engines.

2015



2015 ■ **Serie 6C**

The Serie 6C tractor, with power ratings from 110 to 120 hp, supersedes the Powermondial range.

2018 - Serie 5 and Serie 6H

The new Serie 5 and Serie 6H mark the final transition from the Perkins to the new Deutz engines.

2020



2020 ■ **New Serie 7**

The Serie 7 is totally redesigned and powered by new Stage V engines.

2024



2024 ■ **New Serie 8**

The new Serie 8, a tractor range designed for open-field applications, enters production. With its 305 hp, the Serie 8 is the most powerful tractor ever produced by Landini.

PASSION FOR INNOVATION, SINCE 1884

Giovanni Landini had a dream: to change forever the history of farming by bringing the power of machines to the fields. He pursued this goal with great determination and in 1884 he finally realised his dream by setting up his own factory named Officine Landini. Landini's long history is marked by continued innovation in design and production processes and by a strong commitment to customers.

In 1994, Landini was acquired by the Argo Industrial Group. The acquisition enabled the company to expand its international presence by creating a worldwide network of subsidiaries and distributors. Giovanni Landini's dream was to make farm work less arduous and more productive. That dream is still alive today, where our quality of life greatly depends on the quality of our agricultural products.

SERIE 2		SERIE 2-050 STD/GE	SERIE 2-060 STD/GE
ENGINE			
Max power (97/68/EC - ISO TR 14396)	hp/kW	44 / 32.3	50.7 / 37.3
Max torque / Engine speed	Nm	139.5 / 1200	155 / 2000
Manufacturer	Yanmar		
Emission Stage - without after-treatment system	TIER 3		
Cylinders / Displacement / Valves	4 / 2.2 l / 8		4 / 2 l / 8
CAPACITIES			
Fuel tank	l	40	
TRANSMISSION			
Type	● mechanical		
No. of gears - std	● 12 FWD + 12 REV with synchro shuttle		
REAR PTO			
Speeds	rpm	● 540/540E	
FRONT AND REAR AXLES			
Front axle 4WD w Hydralock w/o Brakes	●		
Traction type	● 4WD		
Front differential lock	○ Hydralock full diff lock (4WD)		
HYDRAULIC SYSTEM			
Hydraulic pump for rear hitch & remote valves + steering - flow rate	● 28 + 20		
REAR 3-POINT HITCH			
Max lifting capacity at hitch points	kg	● 1200	
FRONT 3-POINT HITCH			
Category - coupler type	cat.1N		
Max lifting capacity at hitch points	kg	400	
CAB - DRIVING POSITION			
Platform configuration	● ROPS (STD-GE)		
Cab mounted on silent blocks	● ROPS (STD version only) - ○ 4-post FOPS (STD version only)		
Cab heating / Air conditioning system	● heating and ventilation - ● manual climate control (STD version only)		
Opening rear and front windows	●		
Radio system	○ (STD CAB version only)		
Halogen working lights	● 2 rear - 2 front (CAB) - ● 1 rear (PLAT)		
WEIGHTS AND DIMENSIONS			
Wheelbase	mm	1760 (STD) - 1746 (GE)	
Max height over FOPS/cab without beacon lights	mm	2124-2199 FOPS/ 2205-2280 (CAB)	
Max heigth from top of FOPS/cab to rear axle centre	kg	1567 (STD) - 1473 (GE)	
Max length with front weights - (min - max) / Track width (min - max)	kg	(3285-3090) / (1309-1617) STD - (3285-3090) / (1387-1617) GE	
Shipping weight - measured with average specs	mm	1575 (PLAT) - 1735 (CAB)	
Gross vehicle weight	3050		
Min-Max rear tyres sizes - (Index Radius - IR)	320/70 R20 (475) - 360/70 R24 (550)		

Key: ● standard ○ option ~ not available

		REX 3-80 F-GE	REX 3-90 F-GE	REX 3-100 F-GE	REX 3-110 F-GE	REX 3-120 F-GE
ENGINE						
Max power (97/68/EC - ISO TR 14396)	hp/kW	74 / 54.5	83 / 61	92.5/ 68	102 / 74.9	110 / 81
Max torque at 1400 rpm	Nm	261	352	393	416	416
Manufacturer	Perkins					
Emission stage - without after-treatment system	TIER 3					
Cylinders / Displacement / Valves	4 / 4.4 l / 8					
CAPACITIES						
Fuel tank	l	61				
TRANSMISSION						
Type	● mechanical (synchro shuttle) - ○ electrohydraulic (RPS)					
No. of gears - std	● 12 FWD + 12 REV					
No. of gears - opt	○ 16 FWD + 16 REV - ○ 32 FWD + 32 REV(Hi-Lo)					
Creeper	○					
REAR PTO						
Speeds	● 540/540E - ○ 540/1000					
FRONT AND REAR AXLES						
Front axle 4WD w/o Hydralock w/o brakes	●					
Front axle 4WD w/limited slip differential w/o brakes	○					
Front axle 4WD w/Hydralock w/brakes	○					
Traction type	● 4WD					
Front differential lock	○ Hydralock full diff lock (4WD) - ○ Limited Slip diff lock (4WD)					
HYDRAULIC SYSTEM						
Hydraulic flow for rear hitch & remotes + steering	● 52+30 - ○ 60+30					
REAR 3-POINT HITCH						
Max lifting capacity at hitch points	kg	● 2700				
CAB - PLATFORM						
Platform / CAB configuration	● ROPS / ○ CAB (F version only)					
WEIGHTS AND DIMENSIONS						
Wheelbase	mm	2124				
Max height over plat/cab without beacon lights	mm	2365 (F - PLAT) - 2422 (F - CAB) / 2240 (GE - PLAT)				
Max heigth from top of plat/cab to rear axle centre	mm	1830				
Max length with front weights - (min - max) - Track width	mm	4306 / 1257 (F) - 1107 (GE)				
Shipping weight - measured with average specs	kg	2800 plat / 3000 cab				
Gross vehicle weight	kg	5250				
Max rear tyre sizes - (Index Radius - IR)	mm	380/85 R28 (4WD - IR 650) F / CAB - 380/75 R20 (4WD - IR 525) GE				

Key: ● standard ○ option ~ not available

		TREKKER 4-085 F/M	TREKKER 4-095 F/M	TREKKER 4-105 F/M	TREKKER 4-110 F/M	TREKKER 4-120 F/M
ENGINE						
Engine manufacturer	Deutz-AG					
Engine type	TCD 2.9 L4 HT	TCD 2.9 L4 HP				
Max power (ISO)	hp/kW	75 / 55	90 / 66	95 / 70	102 / 75	112 / 82
Max torque	Nm	375	378	400	410	420
Displacement	cm³	2900				
Cylinders / Valves	4 TA / 8					
Emissions category	Stage V					
Fuel tank	l	80				
TRANSMISSION						
Transmission type	Speed Four					
No. of gears FWD + REV	● 16+8 Hi-Lo Overdrive - ○ 16+8 with creeper					
REAR PTO						
Type	servoassisted dry clutch					
Speeds	rpm	● 540/540E - ○ 540/1000				
STEERING AND BRAKING SYSTEM						
Steering system	hydrostatic Hi-Drive					
Steering control	2 independent levers with combined action on 2 wet clutches and on brakes					
Braking system	hydrostatic wet multidisc graphite brakes					
HYDRAULIC SYSTEM						
Hydraulic flow for rear hitch & remotes + steering	l/min	● 42 + 28 - ○ 56 + 28 + 28				
Rear remote valves	● 3 - ○ 4 / 5					
REAR HYDRAULIC HITCH						
Type	mechanical with E.L.S. and position/draft/mixed control and float position					
Max lift capacity at hitch points	kg	● 3150 - ○ 4500 (w/assistor rams)				
CAB AND DRIVING POSITION						
Cab type	○ 6-post high-visibility monocoque cab w/flat floor and opening rear window					
Cab suspension	suspended on 4 Hydro silent blocks					
Cab air filter - filtration category	● dust filter - Cat. 4					
Air conditioning	● manual A/C					
Platform type	ROPS w/central tunnel w/side gears and reverse shuttle controls					
Platform suspension	suspended on 4 Hydro silent blocks					
Digital dashboard	●					
WEIGHTS AND DIMENSIONS						
Min-max overall width	mm	1410-1492 (metal F) -1532 (rubber F) / 1700-1750 (M)				
Shipping weight	kg	3900 (F) - 4500 (M)				
TRACKS						
Bottom rollers	5 sealed and lubricated rollers					
Track shoe type	● metal - ○ rubber					
Track shoe width	mm	310-360 (metal F) / 400-450 (metal M) / 450 (rubber F/M)				

Key: ● standard ○ option ~ not available



SERIE 60		8860	7865	8865
ENGINE				
Max power (97/68/EC - ISO TR 14396)	hp/kW	83.6 / 61.5	75 / 55	81.6 / 60
Max torque at 1400 rpm	Nm	289	290	294
Manufacturer	Perkins			
Emission stage - without after-treatment system	TIER 0	TIER 2	TIER 2	
Cylinders / Displacement / Valves	4 / 4.4 l / 8			
CAPACITIES				
Fuel tank	l	86		
TRANSMISSION				
Type	● mechanical			
No. of gears - std	● 12 FWD + 12 REV with synchro shuttle			
REAR PTO				
Speeds	● 540/540E - ○ 540/1000			
FRONT AND REAR AXLES				
Front axle 4WD w/o Hydralock w/o brakes	●	●	●	
Front axle 4WD w/Hydralock w/o brakes w/paddy seals	○	~	○	
Front axle 4WD w/Hydralock w/o brakes	○	~	○	
Front axle 2WD	○	○	○	
Traction type	● 4WD - ○ 2WD			
Front differential lock	● w/o Hydralock - ○ w/o Hydralock w/o paddy seals (4WD) - ○ w/Hydralock w/paddy seals (4WD)			
HYDRAULIC SYSTEM				
Hydraulic flow for rear hitch & remotes + steering	● 41+24			
REAR 3-POINT HITCH				
Max lifting capacity at hitch points	kg	● 3100 - ○ 4520 with twin assistor rams		
CAB -PLATFORM				
Platform / CAB configuration	● 4-post ROPS - ○ Rigid sun roof			
WEIGHTS AND DIMENSIONS				
Wheelbase	mm	2224 - 2316 (2WD - 4WD)		
Shipping weight - measured with average specs	kg	3450		
Gross vehicle weight	kg	5350		

Key: ● standard ○ option ~ not available

SUPER CAB		SUPER 90	SUPER 100	SUPER 110	SUPER 115	SUPER 120
ENGINE						
Max power (97/68/EC - ISO TR 14396)	hp/kW	82 / 60.5	92.5/ 68	102 / 74.9	107 / 78.5	110 / 81
Max torque at 1400 rpm	Nm	352	393	416	400	416
Manufacturer	Perkins					
Emission stage - without after-treatment system		TIER 3	TIER 3	TIER 3	TIER0	TIER 3
Cylinders / Displacement / Valves	4 / 4.4 l / 8					
CAPACITIES						
Fuel tank	l	100				
TRANSMISSION						
Type	● mechanical - ○ electrohydraulic					
No. of gears - std	● 12 FWD + 12 REV with synchro shuttle					
No. of gears - opt	○ 12 FWD + 12 REV RPS with modulation control & De-clutch					
REAR PTO						
Speeds	● 540/1000 - ○ 540/540E					
FRONT AND REAR AXLES						
Front axle 4WD w/o Hydralock w/o brakes	●					
Front axle 4WD w/Hydralock w/o brakes w/paddy seals	○					
Front axle 4WD w/Hydralock w/o brakes	○					
Traction type	● 4WD					
Front differential lock	○ Hydralock full differential lock (4WD)					
HYDRAULIC SYSTEM						
Hydraulic flow for rear hitch & remotes + steering	● 54+24 (Synchro) - ○ 54+30 (RPS)					
REAR 3-POINT HITCH						
Max lifting capacity at hitch points	kg	● 3100 ○ 4520 with twin assistor rams		● 2980 ○ 5080 with twin assistor rams		
CAB - PLATFORM						
Total View Slim cab mounted on silent blocks	●					
WEIGHTS AND DIMENSIONS						
Wheelbase	mm	2316		2340		
Max height over FOPS/cab without beacon lights	mm	2625 - measured with tyres IR 750		2670 - measured with tyres IR 775		
Max heigth from top of FOPS/cab to rear axle centre	mm	1860				
Max length with front weights - Track width	mm	3860-4056		3912-4208		
Shipping weight - measured with average specs	kg	3650				
Gross vehicle weight	kg	6300				
Max rear tyre sizes - (Index Radius - IR)	mm	13.6 R38 (IR 750)		18.4 R34 (IR 775)		

Key: ● standard ○ option ~ not available



SUPER PLAT		SUPER 85	SUPER 90	SUPER 95	SUPER 100	SUPER 105	SUPER 110	SUPER 115	SUPER 120
ENGINE									
Max power (97/68/EC - ISO TR 14396)	hp/kW	84 / 61.5	82 / 60.5	88 / 64.5	92.5/ 68	97.3 / 71.5	102 / 74.9	107 / 78.5	110 / 81
Max torque at 1400 rpm	Nm	289	352	305	393	366	416	400	416
Manufacturer	Perkins								
Emission stage - without after-treatment system		TIER 0	TIER 3	TIER 0	TIER 3	TIER 0	TIER 3	TIER 0	TIER 3
Cylinders / Displacement / Valves	4 / 4.4 l / 8								
CAPACITIES									
Fuel tank	l	95							
TRANSMISSION									
Type	● mechanical - o electrohydraulic								
No. of gears - std	● 12 FWD + 12 REV with synchro shuttle								
No. of gears - opt	o 12 FWD + 12 REV RPS with modulation control & De-clutch								
REAR PTO									
Speeds	● 540/1000 - o 540/540E								
FRONT AND REAR AXLES									
Front axle 4WD w/o Hydralock w/o brakes	●								
Front axle 4WD w/Hydralock w/o brakes w/paddy seals	○								
Front axle 4WD w/Hydralock w/o brakes	○								
Front axle 2WD	○					~			
Max power (97/68/EC - ISO TR 14396)	● 4WD - ○ 2WD		● 4WD	● 4WD ○ 2WD	● 4WD				
Front differential lock	○ Hydralock full differential lock (4WD)								
HYDRAULIC SYSTEM									
Hydraulic flow for rear hitch & remotes + steering	● 54+24 (Synchro) - ○ 54+30 (RPS)								
REAR 3-POINT HITCH									
Max lifting capacity at hitch points	kg	● 3100 - ○ 4520 with twin assistor rams				● 2980 - ○ 5080 with twin assistor rams			
CAB - PLATFORM									
Platform configuration	● ROPS -○ Rigid sun roof								
WEIGHTS AND DIMENSIONS									
Wheelbase	mm	2224 - 2316 (2WD - 4WD)				2340 (4WD)			
Max height over FOPS/cab without beacon lights	mm	2580 - measured with tyres IR 725				2615 - measured with tyres IR 750			
Max heigth from top of FOPS/cab to rear axle centre	mm	1830							
Max length with front weights - (min - max) - Track width	mm	3832 - 4150					3912 - 4208		
Shipping weight - measured with average specs	kg	3500							
Gross vehicle weight	kg	5350							
Max rear tyre sizes - (Index Radius - IR)	mm	480/70 R34 (2WD - IR 750) 13.6 R38 (4WD - IR 750)				18.4 R34 (4WD - IR 775)			

Key: ● standard ○ option ~ not available

SUPER CAB HC		SUPER 90 HC	SUPER 100 HC	SUPER 110 HC	SUPER 120 HC
ENGINE					
Max power (97/68/EC - ISO TR 14396)	hp/kW	82 / 60.5	92.5/ 68	102 / 74.9	110 / 81
Max torque at 1400 rpm	Nm	352	393	416	416
Manufacturer	Perkins				
Emission Stage - without after-treatment system	TIER 3				
Cylinders / Displacement / Valves	4 / 4.4 l / 8				
CAPACITIES					
Fuel tank	l	95			
TRANSMISSION					
Type	● mechanical - o electrohydraulic				
No. of gears - std	● 12 FWD + 12 REV with synchro shuttle				
No. of gears - opt	○ 12 FWD + 12 REV RPS with modulation control & De-clutch				
REAR PTO					
Speeds	● 540/1000 - ○ 540/540E				
FRONT AND REAR AXLES					
Front axle 4WD w/o Hydalock w/o brakes	●				
Traction type	● 4WD				
HYDRAULIC SYSTEM					
Hydraulic flow for rear hitch & remotes + steering	● 54+24 (Synchro) - ○ 54+30 (RPS)				
REAR 3-POINT HITCH					
Max lifting capacity at hitch points	kg	● 3100 - ○ 4520 with twin assistor rams			
CAB - PLATFORM					
Total View Slim mounted on silent blocks	●				
WEIGHTS AND DIMENSIONS					
Wheelbase	mm	2230			
Max height over FOPS/cab without beacon lights	mm	2870 - measured with tyres IR 800			
Max heigth from top of FOPS/cab to rear axle centre	mm	2040			
Max length with front weights - (min - max) - Track width	mm	3860-4056			3912-4208
Shipping weight - measured with average specs	kg	3860			
Gross vehicle weight	kg	5400			
Max rear tyre sizes - (Index Radius - IR)	mm	9.5 R48 (IR 800)			

Key: ● standard ○ option ~ not available

SUPER PLAT HC		SUPER 90 HC	SUPER 100 HC	SUPER 110 HC	SUPER 120 HC
ENGINE					
Max power (97/68/EC - ISO TR 14396)	hp/kW	82 / 60.5	92.5/ 68	102 / 74,9	110 / 81
Max torque at 1400 rpm	Nm	352	393	416	416
Manufacturer	Perkins				
Emission Stage - without after-treatment system	TIER 3				
Cylinders / Displacement / Valves	4 / 4.4 l / 8				
CAPACITIES					
Fuel tank	l	95			
TRANSMISSION					
Type	● mechanical - o electrohydraulic				
No. of gears - std	● 12 FWD + 12 REV with synchro shuttle				
No. of gears - opt	○ 12 FWD + 12 REV RPS with modulation control & De-clutch				
REAR PTO					
Speeds	● 540/1000 - ○ 540/540E				
FRONT AND REAR AXLES					
Front axle 4WD w/o Hydalock w/o brakes		●	●	●	●
Traction type		● 4WD - ○ 2WD	● 4WD	● 4WD	● 4WD
HYDRAULIC SYSTEM					
Hydraulic flow for rear hitch & remotes + steering		● 54+24 (Synchro) - ○ 54+30 (RPS)			
REAR 3-POINT HITCH					
Max lifting capacity at hitch points	kg	● 3100 - ○ 4520 with twin assistor rams			
CAB - PLATFORM					
Platform configuration		● ROPS - ○ - Rigid sun roof			
WEIGHTS AND DIMENSIONS					
Wheelbase	mm	2255-2230 (2WD - 4WD)	2230 (4WD)		
Max height over FOPS/cab without beacon lights	mm	2870 - measured with tyres IR 800			
Max heigth from top of FOPS/cab to rear axle centre	mm	2031			
Max length with front weights - Track width	mm	3860-3996			
Shipping weight - measured with average specs	kg	3650			
Gross vehicle weight	kg	5200			
Max rear tyre sizes - (Index Radius - IR)	mm	16.9 R38 (2WD - IR 800)	9.5 R48 (4WD - IR 800)		

Key: ● standard ○ option ~ not available

POWERFARM		POWERFARM II 100	POWERFARM II 110	POWERFARM II 120
ENGINE				
Max power (97/68/EC - ISO TR 14396)	hp/kW	92.5 / 68	102 / 74.9	110 / 81
Max torque at 1400 rpm Tier 3A	Nm	393	416	416
Manufacturer	Perkins			
Cylinders / Displacement / Valves	4 / 4.4 l / 8			
CAPACITIES				
Fuel tank	l	120		
TRANSMISSION				
Type	○ electrohydraulic			
No. of gears - std	● 12 FWD + 12 REV RPS with modulation control			
No. of gears - opt 1	○ 36 FWD +12 REV with T-Tronic HML&RPS			
Creeper	○			
REAR PTO				
Speeds	● 540/540E - ○ 540/1000			
FRONT AND REAR AXLES				
Front rigid axle	●			
Traction type	4WD			
Front differential lock	Hydralock full diff lock			
HYDRAULIC SYSTEM				
Hydraulic flow for rear hitch & remotes + steering	● 52 (○ 60) + 30 l/min			
REAR 3-POINT HITCH				
Max lifting capacity at hitch points	kg	○ 4500 with 2 assistor rams		
CAB				
Total View Slim mounted on silent blocks	●			
WEIGHTS AND DIMENSIONS				
Wheelbase	mm	2294		
Max height over cab without beacon lights	mm	2620 - measured with tyres 320/70R24 - 480/70R34 (IR750)		
Max heigth from top of cab to rear axle centre	mm	1870		
Max length with front weights - (min - max) - Track width	mm	4237 - (1958- 2458) with tyres 480/70R34		
Shipping weight - measured with average specs	kg	3800		
Gross vehicle weight	kg	6500		
Max rear tyre sizes - (Index Radius - IR)	mm	480/70R34 (IR750)		

Key: ● standard ○ option ~ not available



LANDFORCE		LANDFORCE 115		LANDFORCE 125	
ENGINE					
Rated power (97/68/EC - ISO TR 14396)		hp/kW	111 / 81.6		120 / 88
Max power (97/68/EC- ISO TR 14396)		hp/kW	111 / 81.6		120 / 88
Max torque at 1250 rpm Tier 3A		Nm	510		515
Manufacturer		FPT			
Engine type - Installation		NEF 45 - structural engine			
Cylinders/ Displacement / Valves		4 / 4.5 l / 8			
CAPACITIES					
Fuel tank		l	180		
TRANSMISSION					
Type		● mechanical - ○ electrohydraulic			
No. of gears - std		● 12 FWD + 12 REV Synchro			
No. of gears - opt 2		○ 36 FWD + 12 REV with T-Tronic HML & RPS			
Creeper		○			
Transmission control		gears & ranges by levers - ○ HML powershift by button			
REAR PTO					
Speeds		● 540 / 1000 - ○ 540 / 540E - ○ ground speed PTO			
HYDRAULIC SYSTEM					
Hydraulic flow for rear hitch & remotes + steering		50+30			
Remote valves		● 3+1 with flow selector			
REAR 3-POINT HITCH					
Max lift capacity at the hooks - ram diameter		kg	● 4500 - ø 50mm (OC) - ○ 6000 - ø 65mm (CCLS)		
CAB – PLATFORM					
Platform configuration		● ROPS - ○ Rigid sun roof			
Total View Slim cab mounted on silent blocks		○			
Mechanical suspension seat		●			
Air suspension seat		○			
WEIGHTS AND DIMENSIONS					
Wheelbase		mm	2540		
Max height over cab/plat without beacon lights		mm	2770/2780 - measured with tyres 540/65 R38		
Max height from top of cab/plat to rear axle centre		mm	2020/2030		
Max length with front weights - Max width		mm	4755 - 2520 - measured with tyres 540/65 R38		
Shipping weight - measured with average specs		kg	4625 (CAB) - 4250 (PLAT)		
Gross vehicle weight		kg	7500		
Max rear tyre sizes - (Index Radius - IR)		mm	540/65 R38 (IR 800)		

Key: ● standard ○ option ~ not available

LANDPOWER		LANDPOWER 125	LANDPOWER 135	LANDPOWER 145	LANDPOWER 165
ENGINE					
Rated power (97/68/EC - ISO TR 14396)	hp/kW	117 / 86	133 / 86	141 / 104	157 / 116
Max power (97/68/EC- ISO TR 14396)	hp/kW	117 / 86	133 / 86	141 / 104	157 / 116
Max torque without EPM (with EPM) at 1400 rpm	Nm	515	590	625	691
Manufacturer	FPT				
Engine type - Installation	NEF 67 - structural engine				
Cylinders/ Displacement / Valves	6 / 6.7 l / 12				
CAPACITIES					
Fuel tank	l	260			
TRANSMISSION					
Type	● mechanical - ○ electrohydraulic				
No. of gears - std	● 18 FWD + 18 REV - ○ 36 FWD + 36 REV with creeper (Synchro Shuttle)				
No. of gears - opt 1	● 54 FWD + 18 REV - ○ 108 FWD + 36 REV with creeper (T-Tronic with modulation control & De-Clutch)				
Minimum speed without creeper	km/h	1.9 (Synchro) - 1.8 (RPS) (IR 825mm)			
Minimum speed with creeper	km/h	0.36 (Synchro) - 0.3 (RPS) (IR 825mm)			
Transmission control	○ mechanical lever				
REAR PTO					
Speeds	● 540 / 1000				
HYDRAULIC SYSTEM					
Hydraulic piston pump with OC-CCLS system - flow rate	kg	● 87 (OC) - ○ 110 (CCLS) l/min (o TECHNO - ● T-TRONIC)			
Remote valves - type, flow rate, min - max	● 3 to 5 mechanical with joystick,80 l/min (OC) or 100 l/min (CCLS)				
REAR 3-POINT HITCH					
Max lift capacity at the hooks - ram diameter	● 7000 - 90 mm			● 8400 - 100 mm	
CAB - PLATFORM					
Platform on silent blocks & FOPS type	○				
Cab - 4-post cab mounted on silent blocks	○				
WEIGHT AND DIMENSIONS					
Wheelbase	mm	2800			
Max height from top of cab/plat to rear axle centre	mm	2885 - measured with tyres 480/65R28 - 600/65R38 [IR 825]		2885 - measured with tyres 480/65R28 - 600/65R38 [IR 825]	
Max height from top of cab/plat to rear axle centre	mm	2100			
Max length with front weights - Max width	mm	5412 - 2520 - measured with tyres 540/65R28 - 650/65R38			
Shipping weight - measured with average specs	kg	6000			6250
Gross vehicle weight	kg	10300			11300
Max rear tyre sizes - (Index Radius - IR)	mm	600/65 R38 (IR 825)		650/65 R38 (IR 875)	

Key: ● standard ○ option ~ not available



SERIE 7 V-SHIFT		SERIE 7-230
ENGINE		
Max power (ISO/TR 14396)	hp/kW	230 / 169
Max power with EPM (ISO/TR 14396)	hp/kW	230 / 169
Max torque at 1400 rpm	Nm	966 (966)
Manufacturer		FPT
Engine type - Installation		NEF 67 - mounted on cast iron chassis
Cylinders/ Displacement / Valves		6 / 6.7 l / 24
CAPACITIES		
Fuel tank	l	350
TRANSMISSION		
Type		V-Shift - continuously variable transmission
No. of stages		4
Transmission control		EasyPilot with multi-function armrest
REAR PTO		
Speeds		540 / 540 E / 1000 / 1000 E
FRONT AND REAR AXLES		
Front suspended axle		○ IFS - independent front wheel suspension system
HYDRAULIC SYSTEM		
Hydraulic piston pump with CCLS system - flow rate		● 123 l/min
Remote valves - type, flow rate, min - max		electrohydraulic, 100 l/min, 3 - 6
REAR 3-POINT HITCH		
Max lift capacity at the hooks - ram diameter	kg	9300 - 100 mm
FRONT 3-POINT HITCH		
Lift capacity at the hooks (OECD at the hooks)	kg	3500
FRONT PTO		
Type		○ electrohydraulic multidisc clutch with modulated engagement
CAB		
Lounge Cab - 4-post cab with Landini mechanical suspension		●
Landini semi-active suspension system		○ electronically-controlled electrohydraulic semi-active cab suspension
EasyPilot with multi-function armrest		●
DSM Data Screen Manager		● 12" touch screen monitor
WEIGHTS AND DIMENSIONS		
Wheelbase	mm	2820
Shipping weight - measured with average specs	kg	8300
Gross vehicle weight	kg	13000
Max front and rear tyre sizes - (Index Radius - IR)	mm	600/60R30 (IR 700) - 710/60R42 (IR 925)

Key: ● standard ○ option ~ not available



SERIE 7 ROBO-SIX		7-160 Robo-Six	7-200 Robo-Six	7-230 Robo-Six
ENGINE				
Max power (ISO TR 14396)	hp/kW	151 / 111	180 / 132	215 / 158
Max power with Dual Power (ISO TR 14396)	hp/kW	166 / 122	190 / 140	225 / 166
Engine speed at maximum power	rpm	1900		
Max torque without Dual Power, (with Dual Power) at 1400 rpm	Nm	632 (676)	756 (778)	904 (921)
Engine type - Installation type	FPT NEF 67 - iso-mounted on cast iron chassis			
Cylinders / Displacement / Valves	6 / 6.7 l / 24			
Fuel tank	l	320		
Engine brake	●			
TRANSMISSION				
Type	Robo-Six - 6 powershift speeds and 5 robotised ranges 54 FWD + 27 REV (with creeper)			
Rear PTO speeds	rpm	540 / 540 E / 1000 / 1000 E		
FRONT AXLE				
Front suspended axle	○ IFS - independent front wheel suspension system			
HYDRAULIC SYSTEM				
Hydraulic piston pump with CCLS Closed Center Load Sensing system - flow rate	● 123 l/min			
Hydraulic piston pump with CCLS Closed Center Load Sensing system - high flow rate	○ 160 l/min (DYNAMIC version)			
Rear spool valves - type, flow rate, min - max	mechanical, 80 l/min, 2 - 3 mechanical + 1 electrohydraulic (ACTIVE version) - electrohydraulic, 100 l/min, 3 - 6 (DYNAMIC version)			
Flow divider with flow selector - flow rate	3 sections with dedicated push-pull couplings 60 l/min per section (ACTIVE version)			
REAR 3-POINT HITCH				
Electronically-controlled rear hitch	with lower link draft control, position control, mixed control, float position			
Category - coupler type	III - quick-hitch hooks			
Max lifting capacity at hooks	kg	● 6400 - ○ 9300 (ACTIVE version) - ● 9300 (DYNAMIC version)		
FRONT 3-POINT HITCH				
Electronically-controlled front hitch	○ with position control			
Category - coupler type	III N - quick-hitch hooks			
Max lifting capacity at 610 mm	kg	3500		
Front PTO - type, speed	rpm	○ electrohydraulic multidisc clutch with modulated engagement - 1000		
CAB				
Landini mechanical suspension	○ mechanical cab suspension system			
Landini semi-active suspension	○ electronically-controlled electrohydraulic semi-active cab suspension system			
Automatic climate control	● (DYNAMIC version) - ○ (ACTIVE version)			
DSM Data Screen Manager	○ (DYNAMIC version) - 12" touchscreen monitor			
Halogen work lights	● 12 (ACTIVE version) - 18 (DYNAMIC version)			
LED work lights	○ 20 (DYNAMIC version)			
ONBOARD TECHNOLOGY				
Front & Rear ISObus connection	○			
PSM Precision Steering Management & EazySteer	○			
Landini Fleet Management - ready	●			
WEIGHT AND DIMENSIONS				
Wheelbase	mm	2820		
Shipping weight - measured with average specs	kg	8000		
Gross vehicle weight	kg	13000		

Key: ● standard ○ option ~ not available



SERIE 8 V-SHIFT		SERIE 8-310
ENGINE		
Maximum power (ISO/TR 14396)	hp/kW	305 / 224
Maximum torque at 1400 rpm	Nm	1247
Manufacturer	FPT	
Engine type - Installation	NEF 67 - mounted on cast iron chassis	
Cylinders / Displacement / Valves	6 / 6.7 l / 24	
TRANSMISSION		
Type	V-Shift - continuously variable transmission	
Number of stages	4	
Transmission control	EasyPilot with multifunction armrest	
FRONT PTO		
Speeds	540 E / 1000 / 1000 E	
FRONT AND REAR AXLE		
Front suspended axle	● parallelogram suspension (DYNAMIC)	
HYDRAULIC SYSTEM		
Hydraulic piston pump with CCLS system - flow rate	l/min	● 160
Hydraulic piston pump with CCLS system - high flow rate	l/min	● 212
Rear remote valves - type, flow rate, min - max	● electrohydraulic, 140 l/min, 4 - 6	
REAR 3-POINT HITCH		
Max lift capacity at the hooks - ram diameter	kg	12000 - 120 mm
FRONT 3-POINT HITCH		
Max lift capacity at the hooks (OECD at the hooks)	kg	5000
FRONT PTO		
Type	○ electrohydraulic multidisc with modulation control	
CAB		
Lounge Cab - 4-post cab with Landini mechanical suspension	●	
Landini semi-active suspension system	○ electronically-controlled electrohydraulic semi-active cab suspension	
EasyPilot with multi-function armrest	●	
DSM Data Screen Manager	● 12" touch screen monitor	
ON-BOARD TECHNOLOGY		
PSM Precision Steering Management, rear ISObus & EazySteer - ready	mm	●
PSM Precision Steering Management, rear ISObus & EazySteer	kg	○ EGNOS full kit - ○ RTK NTRIP full kit - AT Spare Parts
DIMENSIONS AND WEIGHTS		
Wheelbase	mm	3000
Shipping weight - measured with average specs	kg	11000
Gross vehicle weight	kg	16000
Max front and rear tyre sizes (Index Radius - ID)	mm	650/65R34 (IR 775) - 900/60R42 (IR 1025)

Key: ● standard ○ option ~ not available





Passion for Innovation.

